



MünchenerHyp

---

# Creating. Our Future. Together.

---

Annual Report 2016  
Münchener Hypothekenbank eG

# OVERVIEW

## BUSINESS DEVELOPMENT (IN MILLIONS OF €)\*

	2016	2015	Change %
<b>Lending Business</b>			
a) Mortgage loans	4,930	4,850	2
aa) Residential property financing	3,271	3,205	2
ab) Commercial property financing	1,659	1,645	1
b) Loans to public sector and banks	109	671	-84
<b>Total</b>	<b>5,039</b>	<b>5,521</b>	<b>-9</b>

## BALANCE SHEET (IN MILLIONS OF €)\*

	2016	2015	Change %
Total assets	38,509	38,099	1
Mortgage loans	27,809	25,678	8
Public sector and banks	6,760	8,235	-18
Pfandbriefe and other bonds	32,750	32,136	2
Liable equity capital	1,343	1,372	-2

## INCOME STATEMENT (IN MILLIONS OF €)\*

	2016	2015	Change %
Net interest income and net commission income	159	155	3
Administrative expenses	92	89	3
Results from operations before deducting provisions for risks	64	61	3
Results from operations after deducting provisions for risks	67	56	20
Transfer to the Fund for General Banking Risks	-7	-8	-16
Net income	32	22	44

## EMPLOYEES (NUMBER)

	2016	2015	Change %
Average number of employees per year	493	493	0
Apprentices	15	20	-25
Employees participating in parental leave, early retirement and partial retirement (non-working phase)	19	17	12

\*Amounts have been rounded.

# CONTENTS

<b>LETTER FROM THE BOARD OF MANAGEMENT</b>	4
<b>MANAGEMENT REPORT</b>	10
ECONOMIC REPORT	12
Overall Economic Conditions	12
Business Development	18
Asset, financial and earnings situation	21
Rating, Sustainability and Regulatory Conditions	24
Main Office, Bodies, Committees and Personnel	26
RISK, OUTLOOK AND OPPORTUNITIES REPORT	28
Risk Report	28
Corporate Planning	35
Outlook – Opportunities and Risks	36
<b>ANNUAL STATEMENT OF ACCOUNTS</b>	43
BALANCE SHEET	44
INCOME STATEMENT	48
STATEMENT OF DEVELOPMENT IN EQUITY CAPITAL AND CASH FLOW STATEMENT	50
NOTES	54
<b>AUDITORS' REPORT</b>	76
<b>AFFIRMATION BY THE LEGAL REPRESENTATIVES</b>	77
<b>ANNEX TO ANNUAL FINANCIAL STATEMENTS PURSUANT TO ART. 26a PARA. 1 SENTENCE 2 OF THE GERMAN BANKING ACT (KWG)</b>	78
<b>REPORT OF THE SUPERVISORY BOARD</b>	79
<b>THE MEMBERS OF THE DELEGATES MEETING</b>	81
<b>AGENDA – GENERAL (DELEGATES) MEETING</b>	82
<b>EXECUTIVE MANAGEMENT AND BODIES</b>	83
<b>CONTACT</b>	84
<b>IMPRINT</b>	87



The Board of Management of MünchenerHyp (from left to right): Michael Jung, Dr. Louis Hagen (Chairman), Bernhard Heinlein

## LETTER FROM THE BOARD OF MANAGEMENT

### DEAR SHAREHOLDERS AND BUSINESS ASSOCIATES,

When the MünchenerHyp was founded 120 years ago as the Bayerische Landwirtschaftsbank, the government of Bavaria was convinced that: "With this bank, something useful has been created for agriculture". Since then our Bank has evolved significantly beyond its original business purpose. Today, MünchenerHyp is one of the important Pfandbrief banks and financiers of property in Germany. Over the course of time the Bank has experienced ups and downs and managed to remain successful and independent through to today.

In achieving this we are also grateful to our founding fathers who established MünchenerHyp in the legal format of a cooperative. Up until today we have remained true to the cooperative spirit and principles. We live these values every day in our relationships with our members, our partners in the Cooperative Financial Network, our customers and our employees. Working from this foundation we have always joined together to create the future. This is the essence of who we are and the basis for our success.

### RECORD RESULTS IN ANNIVERSARY YEAR

The unbroken great interest shown by investors and owner-occupiers in property has strengthened demand for property financing, and concurrently intensified price competition among providers. Even though we cannot avoid this development, we still retain our unchanged policy regarding risk awareness and quality in our financing offers.

Our objective for 2016 was to again attain the already outstanding level of new business we achieved in 2015. For this reason, we are more than pleased to report that with € 4.93 billion in lending commitments we once again set a new record. This success benefited from the continuing environment of low interest rates and private customers who, in particular, sought to secure favourable conditions for as long as possible. As a Pfandbrief Bank that can obtain long-term refinancing, we are able to offer particularly competitive offers in this segment. In addition to this, there is the pronounced close customer relationships of our most important sales partner, the Volksbanken and Raiffeisenbanken. An additional plus is our range of products, which has been widened for example by the introduction of an attractive and innovative product: the MünchenerHyp Sustainability Loan.

Furthermore, the sales channels we use to market residential property financing outside of the Cooperative Financial Network developed favourably. We were able to increase our brokerage business with independent providers of financial services by over 15 percent. We also notably expanded our joint sales activities with our collaborating partner Swiss PostFinance. Thus, in a far more difficult market environment, we were again able to record very good new business results.

The implementation of the Directive for residential property loans and the related far-reaching legal changes posed a special challenge to the German banking industry, and also for us. However, thanks to innovative project management and the untiring efforts of our employees, we were able to adjust our systems at an early stage to flexibly accommodate the new requirements. This allowed us to remain productive and capable of delivering financing solutions at all times – which had favourable effect on our new business.

Price competition in the commercial property sector is increasingly evolving into vicious competition as the supply of coveted core properties gets tighter and tighter. As a result of this, turnover in the commercial property market is declining again for the first time. Nevertheless, we were able to slightly expand our new business results without having to take on higher risks. This was mainly due to the fact that we further optimised the quality of our services.

Our strong new business performance again supported the growth of our mortgage loan portfolio. During the course of the previous year we were able to expand it by over 8 percent to € 27.8 billion. The same applies to our net interest income, which rose by 5.4 percent to € 233.4 million. Results from operations before deducting provisions for risk improved by about 20 percent to € 67.3 million. The unchanging good level of diversification in our portfolio of loans and our risk-aware extension of credit has resulted in a very satisfactory risk situation in our lending business.

#### EQUITY CAPITAL STRENGTHENED IN VIEW OF FUTURE CAPITAL RULES

High burdens posed by regulatory requirements remained intact last year and by now are responsible for a major portion of the increase in administrative expenses. We do not, however, have to solely deal with existing regulations. We also have to get ready for

those that are coming. Among them, we were busy preparing for the leverage ratio that will take effect on 1 January 2019. From this point in time onwards we will have to maintain at least a three percent ratio of Tier 1 capital to the total nominal volume of exposures. This one-size-fits-all requirement places a disproportionate burden on us as a specialist institution providing low-risk property financing as we are engaged in a high-volume, low-margin business.

We strengthened our equity capital at an early date because the leverage ratio is simply unavoidable. Our efforts were again assisted by our partner banks within the Cooperative Financial Network as well as by private members as they increased their investment in MünchenerHyp by about € 250 million. Thus, based on current facts we are able to fulfil the leverage ratio with a ratio of 3.35 percent.

#### SUCCESSFUL YEAR FOR THE PFANDBRIEF

Last year the Pfandbrief once again proved its great stability even when faced with major challenges. These included the low interest rate policy, the European Central Bank's covered bonds purchase programme, as well as substantially greater volatility in the markets due to the political events in Great Britain and the USA.

As a leading issuer of Mortgage Pfandbriefe we were also able to again obtain refinancing at favourable conditions even under these circumstances. We issued two large volume benchmark Pfandbriefe including a US dollar 600 million Mortgage Pfandbrief. Furthermore, we were very successful in placing additional non-euro denominated issues in the market. We received the "Deal of the Year" award for a Mortgage Pfandbrief with a volume of CHF 200 million.

#### CREATING THE FUTURE TOGETHER

The solidarity principle is the key to the success of cooperatives. This is particularly visible in the partner-like collaboration within the Cooperative Financial Network. The cooperative banks' close proximity to the market and their customers coupled with our high level of product competence make us a highly competitive property financier. We also live the cooperative principle of mutual cooperation in our daily work at MünchenerHyp. Many of our employees are also members of our cooperative. We wish to thank all of our employees for their huge dedication to furthering the progress of MünchenerHyp, as well as the members of the Works Council and the Executive Employees Committee for

their beneficial collaboration. We would also like to thank our members for their support and their trust in our work.

Working together we will also face the current business year's challenges. We have set ourselves the task of making additional progress on our sustainable path to growth. We plan to again surpass the very good new business results we recorded in the year under review. To achieve this goal we will intensify our marketing efforts and further expand sales activities with our partners. The conditions needed to achieve this remain favourable. Currently, there are no visible signs that the low interest rate phase, and thus strong demand for property and property financing, will end. For this reason, we anticipate that we will also be able to close 2017 with success.

Sincerely yours,



Dr. Louis Hagen



Bernhard Heinlein



Michael Jung

Münchener



---

# Management Report.



# MANAGEMENT REPORT 2016

## ECONOMIC REPORT

### 12 OVERALL ECONOMIC CONDITIONS

- 12 ECONOMIC DEVELOPMENT
- 12 FINANCIAL MARKETS
- 14 PROPERTY AND PROPERTY FINANCING MARKETS

### 18 BUSINESS DEVELOPMENT

- 18 NEW MORTGAGE BUSINESS
- 20 CAPITAL MARKETS BUSINESS
- 20 REFINANCING

### 21 ASSET, FINANCIAL AND EARNINGS SITUATION

- 21 BALANCE SHEET STRUCTURE
- 22 DEVELOPMENT OF EARNINGS

### 24 RATING, SUSTAINABILITY AND REGULATORY CONDITIONS

- 24 RATING
- 24 SUSTAINABILITY
- 25 REGULATORY CONDITIONS

### 26 MAIN OFFICE, BODIES, COMMITTEES AND PERSONNEL

- 26 MAIN OFFICE
- 26 BODIES AND COMMITTEES
- 27 EMPLOYEES
- 27 CORPORATE GOVERNANCE STATEMENT PURSUANT TO ART. 289a  
GERMAN COMMERCIAL CODE

# RISK, OUTLOOK AND OPPORTUNITIES REPORT

## 28 RISK REPORT

- 28 COUNTERPARTY RISK
- 31 MARKET PRICE RISKS
- 33 LIQUIDITY RISKS
- 34 INVESTMENT RISK
- 34 OPERATIONAL RISKS
- 34 ABILITY TO BEAR RISKS
- 35 USE OF FINANCE INSTRUMENTS  
FOR HEDGING PURPOSES
- 35 ACCOUNTING-BASED INTERNAL CONTROL  
AND RISK MANAGEMENT PROCEDURES

## 35 CORPORATE PLANNING

## 36 OUTLOOK – OPPORTUNITIES AND RISKS

- 36 ECONOMIC DEVELOPMENT AND FINANCIAL MARKETS
- 36 PROPERTY AND PROPERTY FINANCING MARKETS
- 38 DEVELOPMENT OF BUSINESS  
AT MÜNCHENER HYPOTHEKENBANK
- 39 DISCLAIMER REGARDING FORWARD-LOOKING STATEMENTS

# MANAGEMENT REPORT 2016

## ECONOMIC REPORT

### OVERALL ECONOMIC CONDITIONS

#### ECONOMIC DEVELOPMENT

The global economy continued to lose momentum in 2016 and was particularly slow-moving in the first half of the year. Despite a renewed pick-up in the third quarter, the upswing noted in the second half of the year was not enough to generate stronger global gross domestic product (GDP) growth. Thus, in January 2017 the International Monetary Fund (IMF) estimated that the world's GDP expanded by 3.1 percent in 2016 compared to the slightly higher 3.2 percent recorded for 2015.

Growth within the euro area also grew at a slower pace than in the previous year as GDP rose by 1.7 percent following 2.0 percent in 2015. Economic growth was primarily held back by political uncertainties stemming from gains made by populist movements such as the one in Great Britain where a referendum on the UK's continued membership in the European Union (EU) led to a majority voting for Britain to exit (Brexit) the EU.

Based on initial estimates prepared by the Federal Statistical Office, Germany's economy grew by 1.9 percent, or more than expected and at fastest pace seen in the last five years. The good economic results were mainly driven by a 2.5 percent increase in consumer spending. Furthermore, economic growth was strongly supported by rising capital expenditures, especially a 3.1 percent increase in investments in construction projects. Growth in this sector was again driven by investments in new residential housing, which climbed by 4.3 percent. Investments in construction within the public sector grew by 2.4 percent while investments in construction of commercial property expanded by 0.9 percent.

The annual average rate of inflation remained low at 0.5 percent. Prices for consumer goods did, however, rise notably towards the end of the year as the Federal Statistical Office recorded a 1.7 percent jump in December. This increase was primarily due to a notable increase in energy prices.

The labour market continued to develop favourably in 2016 as the annual average number of employed persons during the year increased by more than 400,000 to 43.5 million. The average number

of unemployed persons receded further as 2.7 million jobseekers were registered, or about 100,000 less than in the previous year. The unemployment rate decreased by 0.3 percentage points to 6.1 percent.

#### FINANCIAL MARKETS

Financial markets in 2016 were influenced by the political successes scored by populist movements, as well as the increasing divergence in monetary policies pursued by central banks in mature economies. The results of the Brexit referendum led to a massive decline in stock prices for a short period as a majority of market players had expected a "remain" victory. Donald Trump's election as president of the USA also resulted in a sharp reaction as the bond market posted losses while equities gained. In contrast, the market's reaction to the failed Italian referendum to reform the constitution was far more moderate.

Different rates of economic growth and inflation in developed economies led to a divergence in monetary policies pursued by the European Central Bank (ECB), the Bank of England and the Bank of Japan, on the one hand, from the policy followed by the American Federal Reserve (Fed), on the other hand. The ECB embraced a very loose monetary policy to strengthen inflation and avoid the dangers of deflation. For this reason, it lowered its interest rate on main refinancing operations by 5 basis points in March 2016 to 0 percent and its deposit facility rate by 10 basis points to minus 0.40 percent. In addition, it expanded its monthly asset purchase programme by an additional € 20 billion to € 80 billion. The Bank of England – in response to the Brexit vote – as well as the Bank of Japan – to counter low inflation and weak economic growth – also retained their expansive monetary policies. In view of improved economic data and lower unemployment in the USA, the Fed, in contrast, increased its key interest rate by 25 basis points in December 2016 to the range of 0.50 percent to 0.75 percent. Among other things, the difference in yield between ten-year German Bunds and US Treasuries widened to 166 basis points at the end of the year.

The ECB's policy led to further declines in spreads and yields in the bond market. Economic development in the euro area was expected to weaken further at mid-year due to the Brexit decision. As a result, the yield on the 10-year Bund to hit a new historic low of

minus 0.205 percent. Over the remaining course of the year higher oil prices as well as favourable economic data in the UK, plus statements made by the newly elected American president regarding financial policy, raised expectations for economic growth and inflation, which led to a rebound in yields. At the end of the year 10-year Bunds were yielding plus 0.20 percent.

The stock markets once again experienced greater volatility as the DAX lost almost 20 percent in the first weeks of the year only to recover and then rapidly decline again following the Brexit vote. The DAX went on to stabilise and rise sharply following the election of Donald Trump through to the end of the year. DAX rose by about 7 percent to the end of 2016 compared to its start in January and closed out the year at almost 11,500 points. The Dow Jones index also had a weak start but was able to make up for initial losses over the course of the year. The results of the presidential election in the USA also drove a notable rise in the Dow Jones in the remaining weeks of the year.

The US dollar was able to gain in the foreign exchange markets during the year. The gains were driven by improved economic data in the USA in the third quarter of 2016, as well as the newly elected president's announced plans to expand fiscal policy and spending. The fact that the Fed was pursuing a more restrictive monetary

policy than the ECB also helped to raise the value of the dollar. The US dollar spent most of the year in a range of 1.08 to 1.14 to the euro. The rate only made a major move higher for the US dollar in the fourth quarter when it became increasingly apparent that interest rates were going to rise in the USA. Towards the end of the year the dollar stood at 1.04 to the euro, the highest it had been in 14 years. The Brexit decision placed a heavy burden on the British pound as it lost value against all major currencies. This led the Bank of England to lower interest rates in response to the Brexit vote and to increase the volume of its bond purchase programme. These steps restored a certain level of stability. In addition, economic data did not develop as weakly as had been feared following the Brexit vote. At its low point the pound lost about 20 percent to the euro. At the end of the year the pound was quoted at 0.85 to the euro, or about 15 percent lower than at the start of year. The Swiss franc remained at a relatively stable rate vis-à-vis the euro and closed out the year at 1.07 CHF to the euro.

The ECB remained the main driver of activity in the covered bond markets as it bought more than one-third of all benchmark covered bond issues as part of its Covered Bond Purchase Programme (CBPP 3). Although traditional investors, like banks, insurance companies and investment funds, remained present as

Figures in % | YIELD ON TEN-YEAR BUNDS 2016



Source: Bloomberg (closing rate)

buyers in the market, the ECB's purchases pushed them further to the sidelines. In addition, the low level of interest rates and spreads also reduced their willingness to build new positions. At the same time, high ratings and regulatory preferences associated with covered bonds and Pfandbriefe continued to make them favoured investments.

The volume of new issues declined due to the ECB's longer term financing operations, and regulatory pressures on banks to lower the volume of low-margin public-sector loans on their balance sheets. Furthermore, issuing activities also declined due to political uncertainties. However, the year's issuing activities got off to a stronger start than in the previous year. About three quarters of the total volume of new benchmark covered bonds were issued in the first half of the year. Total issuing activities did not, however,

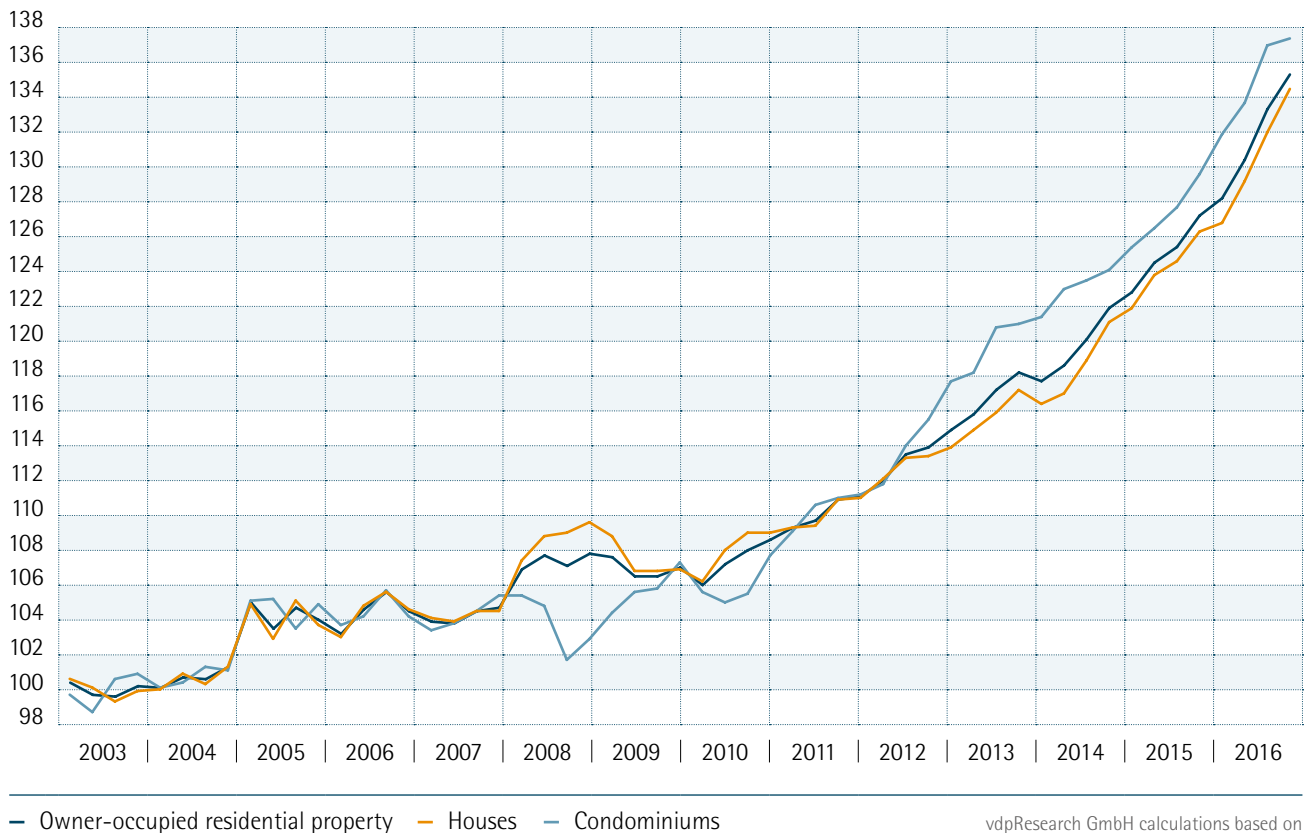
meet the market's expectations as total volume fell from € 145 billion in 2015 to € 127 billion. As in the previous year, German Pfandbriefe, with € 24 billion in new issues, held the lion's share of new issues, followed by French covered bonds with € 21.6 billion and Spanish Cedulas with € 13.5 billion.

**PROPERTY AND PROPERTY FINANCING MARKETS**

**RESIDENTIAL PROPERTY – GERMANY**

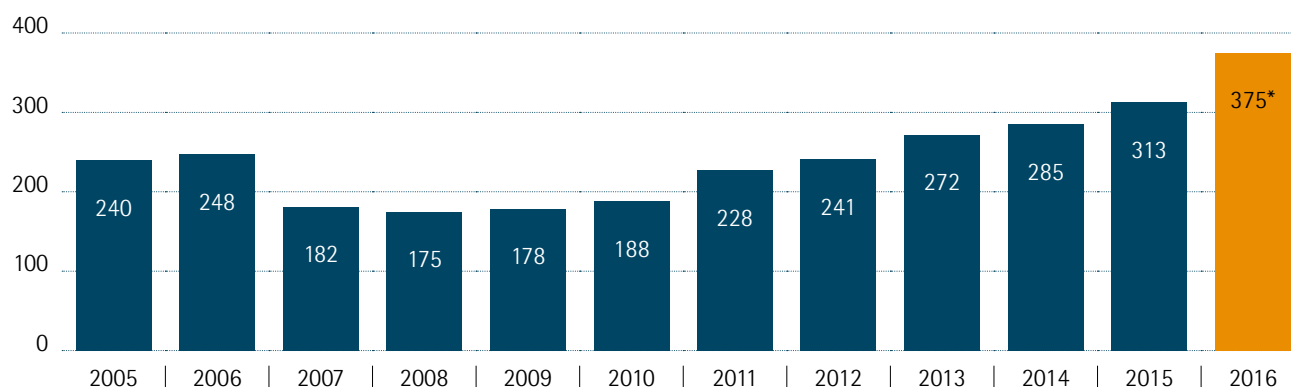
The dynamic pace of the upswing in the German residential property market increased further in the previous year. Purchase prices paid for houses and apartments rose faster than in 2015. According to the Association of German Pfandbrief Banks' (vdp) index for residential property prices rose by 6.6 percent in 2016 in comparison to the same year-ago figure.

DEVELOPMENT OF PROPERTY PRICES IN GERMANY (YEAR 2003 = 100)



vdpResearch GmbH calculations based on information provided by vdp transaction databank  
As of: February 2017

Figures in 000 | RESIDENTIAL BUILDING PERMITS IN GERMANY 2005 – 2016



\* 2016 = estimated  
Source: German Federal Statistical Office

This development was again primarily driven by significantly higher demand for housing than the available supply. Just the number of newly-built housing units alone reveals that the needed volume of housing per annum still has not been reached despite a substantial expansion of construction activities. Although 340,000 building permits for housing units (plus 23 percent) had been issued by the end of November 2016 – a level last seen in the year 2000 – it is estimated that only about 240,000 housing units were actually completed in full-year 2016, or about 10 percent more than in 2015. Nevertheless, this number remains considerably below the estimated demand, which is seen as at least 350,000 housing units per year.

In contrast to normal practice, the rise in prices for residential property in many locations was not accompanied by a noticeable increase in transactions. The German market for housing investments was particularly affected by this as the volume of transactions fell significantly despite greater demand shown by institutional investors. The volume of sales recorded in 2016 was about € 13 billion, a decline of roughly 50 percent from the previous year's figure of € 23.5 billion.

Prices for multi-family houses rose sharply as the supply of available properties fell notably. According to the vdp Property Price Index, prices paid in this segment increased by 7.1 percent in 2016 making multi-family houses once again the asset class with the strongest rise in prices in the housing market.

This led to a further intensification of the situation in the rental housing market in 2016 – with clear regional differences: markets in rural regions tended to remain stable in the face of declining population numbers, while shifts in settlement structures and rising population led to significant housing shortages in major metropolitan areas. Despite higher construction activity, the availability of low-cost housing and affordable family housing tightened further.

Buyers' demand for houses and condominiums also reached a new record high due to a further decline in mortgage rates, which hit new historic lows towards the end of the year. Other factors driving demand were the unbroken lack of attractive investment alternatives in the capital markets and the solid economic upswing. As a result, the limited supply of properties led to a notably stronger rise of 5.8 percent in prices for houses and 6.5 percent for condominiums according to figures in the vdp Property Price Index.

Voices were again heard in the previous year warning that rapidly rising prices could be creating a bubble in the property market with potentially serious consequences for the financial sector. The German Bundesbank addressed this issue in their current Financial Stability Review and concluded that the German housing market currently does not pose direct threats to the financial stability. This conclusion was based on the facts that the volume of lending was rising very moderately and that the total debt level of private

households was tendentially shrinking. In addition, the volume of new property loans with an initial fixed-interest period of over ten years rose further. According to the Bundesbank, this means that risks facing private households over a long period of time are calculable.

The implementation of the Directive for residential property loans in March 2016 resulted in controversy and discussions. Against the background of the last property crisis in the USA and parts of Europe, the stated objective of the Directive was to better protect borrowers with new standards for counselling, information and creditworthiness assessment associated with financing residential property. Numerous banks complained soon after the Directive was put into practice that it made it excessively difficult for them to finance residential property. This position, however, was only partially confirmed by Bundesbank figures. Although there was a distinct decline in new property lending business activities in the months following the implementation of the Directive for residential property loans, the volume of new lending commitments had already been declining since the fall of 2015. In addition, the banks' new residential property lending business in 2015 had risen at an unusually strong rate in comparison to previous years. The Directive primarily affected young families and seniors as the new rules regarding creditworthiness assessment made it more difficult for them to obtain property loans. This was recognised by policymakers. Towards the end of the year a new law aimed at eliminating some of the negative effects of the Directive was submitted for approval.

#### RESIDENTIAL PROPERTY – INTERNATIONAL

House prices in the EU have been rising nearly continuously since 2012. According to Eurostat, this trend accelerated further in 2016. Eurostat recorded a 4.3 percent year-over-year increase in EU-wide prices in the third quarter of 2016 following the 2.9 percent increase recorded in the same quarter of 2015. The rates of increase varied widely with above-average gains reported in Great Britain, Austria and Portugal, while the strongest increases were reported in Hungary and Latvia. Prices declined only in Italy and Cyprus.

The development of prices noted in the British housing market changed notably due to Great Britain's decision to leave the EU. The rise of house prices slowed substantially within the last months of 2016. When viewed on an annual basis purchase prices rose

by 5.7 percent over the previous year. It is, however, notable that purchase prices outside London posted significantly stronger growth than residential property prices in London. The rental housing market, which is markedly less volatile than the house buyers' market, also posted a gain, but the increase of 3.1 percent was lower than in previous years. London and the south-west of England were particularly affected by the lukewarm development of prices.

The French housing market left its downward path in 2016 due to solid economic growth and extremely low lending rates. Rising demand by private investors, which appeared in 2015, remained intact. This notably encouraged new construction of houses, as well as sales of existing properties. Greater buying interest was also apparent in the investment market. This meant that prices for apartments and privately-owned houses increasingly stabilised or even trended slightly higher in certain segments. For example: the average increase in prices paid for apartments in Paris rose by 2.7 percent in the first two quarters of 2016. Rents paid for residential housing also increased slightly.

The Dutch housing market is on an upswing. House prices rose by 5.6 percent over the same year-ago period in the third quarter of 2016. A strong, above-average development of prices is particularly visible in major cities and driven by solid economic growth and low mortgage rates. Thus, price levels seen in the record-setting year of 2008 have already been exceeded in Amsterdam and Utrecht. This led to growing demand on the part of investors, which was reflected by the newly set record volume of about € 2 billion in property investments recorded by the end of third quarter. High demand and rising prices pushed the net initial yield generated by multi-family houses down to 3.75 percent. Investors were focused on properties located in Amsterdam, Rotterdam and Utrecht.

The Swiss housing market developed unevenly in 2016. The market for condominiums was driven by low interest rates and demand for property as a capital investment. However, the number of newly completed condominiums declined and the supply of existing apartments was very tight. These factors led to a 3.9 percent increase in prices in 2016 over the same year-ago period. There was a noticeable increase in new building activity for investment properties in the rental apartment market, which led to an increase in the supply of rental apartments. At the same time, population

growth has slowed which in turn has increasingly changed the rental apartment market into a tenants market with slightly declining rents. On an overall basis, the pace of growth in the Swiss housing market weakened.

Overall favourable economic conditions, including a high rate of employment and rising incomes, once again propelled the housing market higher in the USA. Demand for owner-occupied houses rose and prices paid for residential property also increased further. The S&P/Case-Shiller Index figures for October 2016 showed a 5.6 percent year-over-year increase in house prices for the entire country, although with notable regional differences. As in the previous year the fastest growth rates among the metropolitan areas were recorded in Seattle and Portland with over 10 percent. The lowest rates were noted for Chicago, Cleveland and Washington with less than 4 percent. Nevertheless, prices in these three cities rose at a faster pace than in the previous year. Rental prices continued to climb and were 4.1 percent higher than the same year-ago figure. This was not lastly due to a tighter supply of available units in the rental housing market. As a result, institutional investors increased the flow of their capital into multi-family houses. More than US dollar 100 billion was invested in multi-family houses in the first three quarters, which indicated that 2016 would become a new record year.

### COMMERCIAL PROPERTY – GERMANY

Development seen in the German commercial investment market since the end of the financial crisis has been marked by high, and rising, demand noted for all domestic and foreign institutional investor groups. However, the supply of suitable properties in the preferred investment segments is limited and becoming increasingly rare. This was also reflected for the first time by the volume of transactions last year, which declined by € 3 billion to € 52.5 billion. However, numerous market players had expected a bigger decline. More than half of all transactions involved the top 7 cities in Germany.

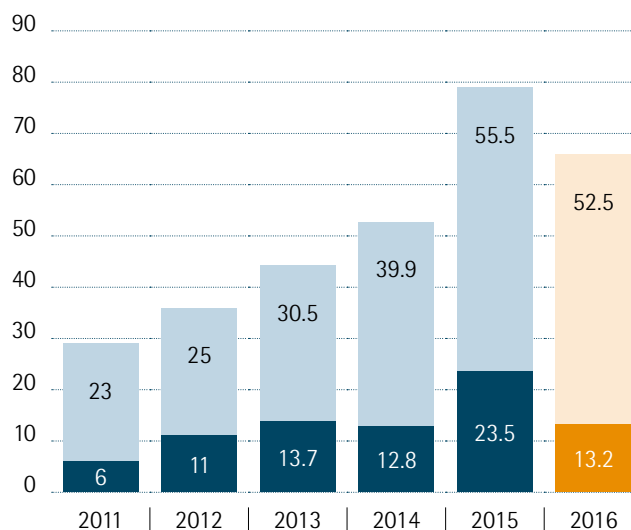
High demand was reflected by further rising prices for commercial property in the previous year. The vdp index for commercial property posted a 6.0 percent increase in 2016, or three times stronger than the gain recorded in the previous year.

Office properties remained the most important sector of the commercial property market with a share of about 45 percent as prices

in this sector rose at an above-average rate of 7.7 percent. High demand further increased pressure on returns, which in the interim have reached a historic low. Strong buyer interest in office properties was driven by solid economic development. Demand for office space, and thus turnover of office space, increased notably. Turnover of office space in the top 7 cities rose by 9 percent. Despite increased new construction activity, vacancy rates reported for office properties declined further. This was mainly due to the fact that more than 80 percent of newly built office space was no longer available upon completion. The increasing shortage of modern office space in city centres has led to a renewed rise in demand for office space in less central office locations.

The limited supply of office properties and the very high purchase prices that have been paid in the meantime prompted institutional investors to increasingly shift their investment plans to include retail and specialty properties, such as logistics properties, nursing homes and retirement homes, as well as hotels. Returns on investments in these segments have also fallen slightly due to high demand.

DEVELOPMENT OF COMMERCIAL PROPERTY TRANSACTIONS IN GERMANY 2011 – 2016  
Figures in € billion



Commercial  
Residential (only portfolio)

Source: Ernst & Young Real Estate GmbH, January 2017



### COMMERCIAL PROPERTY – INTERNATIONAL

The global volume of investments in commercial property declined in 2016 for the first time since 2012. However, strong above-average growth in the fourth quarter noted in some European countries slowed the decline in Europe to a level that was better than had been widely expected. Total investments in commercial property in Europe amounted to about € 251 billion, or 10 percent less than in 2015 with most of the money again invested in Great Britain, Germany and France. Spain and the Netherlands were ranked four and five, respectively. The investment markets in these two countries recorded strong above-average growth in the previous year of 8 percent in Spain and 17 percent in the Netherlands.

Demand for office space by renters and owner-occupiers declined slightly in the previous year. Total turnover in Europe fell by 2 percent year-over-year to nearly 12 million square meters. Despite this performance, the pan-European vacancy rate fell again, and at the end of the year stood at 8 percent, which was the lowest rate since the end of 2008. Against the overall background of solid key figures, rents paid rose on average in Europe by nearly 3 percent. In light of the different cycle phases noted for the countries, development reported in individual nations varied very strongly.

Market developments in Great Britain have been influenced by the Brexit vote since the middle of 2016. Rising uncertainty was felt in the investment market and reflected by the volume of transactions, which amounted to € 60 billion, or the lowest figure since 2012 and a drop of 37 percent from the same year-ago figure. About one-third of the total volume of transactions were generated by London property deals, which mainly involved office properties. The user market developed similarly. The London rental market notably lost momentum in the second half of the year to the extent that turnover of office space was one-quarter less than in the previous year. Furthermore, the vacancy rate for office space again increased notably again for the first time. As a result of this development, rents paid for office space came under pressure in certain areas. Top rents paid recorded a particularly strong decline and fell by 4.3 percent just in the fourth quarter alone.

Investments made in French commercial property declined by 4 percent in 2016 to about € 26 billion, with the majority – about 80 percent – invested in the greater Paris area. Office properties were the most important investment segment and represented

60 percent of the total volume of investments. Demand noted in this market segment was high in nearly all locations. This situation resulted in a further decline in net initial returns. Demand on the part of users of office properties was also very strong. Turnover of office space rose by 6 percent to 2.4 million square metres pushing the vacancy rate down to 6.4 percent, the lowest rate seen since 2009. Rents rose again slightly.

The sharp 17 percent increase in investments made in the Netherlands to € 13 billion was driven by good overall economic conditions. The upswing in the commercial property market was primarily fuelled by the office properties market – with rising turnover of office space and declining vacancy rates. In some locations, like the centre of Amsterdam and the Zuidas urban district, both peak rents and average rents rose again slightly for the first time.

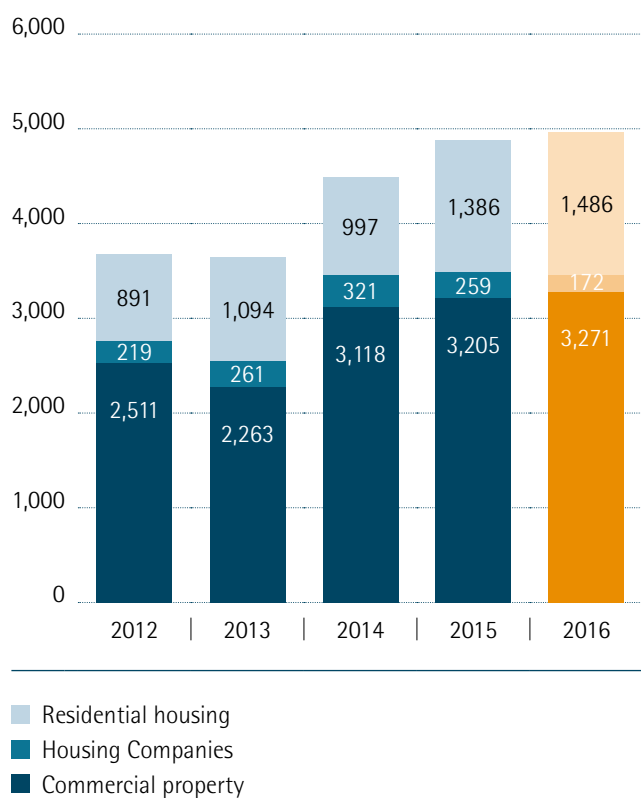
Following the record-setting 2015, current estimates expect the volume of transactions declining by about 15 percent in 2016 to US dollar 466 billion, with a generally stable office property market. New York easily defended its lead as the top location for office investments far ahead of Boston and Los Angeles. The user market was marked by an expanded supply of newly built properties, as well as a decline in demand for space. Net absorption fell by almost 40 percent to about 50 million square feet. As a result, the vacancy rate only fell slightly to 14.5 percent and ranged from 6.2 percent in Nashville to 24.9 percent in Westchester County. Rental prices, which had risen since 2011, generally continued to climb. However, the upward movement almost came to a complete stop in the fourth quarter. This could indicate that this phase of the cycle is slowly coming to an end.

## BUSINESS DEVELOPMENT

### NEW MORTGAGE BUSINESS

The objective for our new mortgage business in 2016 was to once again achieve the record results we had posted in 2015. We are very pleased to report that we were able to even slightly increase the volume of lending commitments we made as our new business rose by 1.6 percent to € 4.93 billion (previous year € 4.85 billion).

MÜNCHENERHYP NEW MORTGAGE BUSINESS  
2012 – 2016  
Commitments in € million



Private residential property lending again generated about two-thirds of our new business. In this area of business we continued to benefit from the continuing low level of interest rates, high demand for property and property financing, as well as the strong market position of our brokerage partners, especially the cooperative banks. Our volume of lending commitments rose by 2.1 percent to € 3.27 billion.

We were able, in particular, to expand the volume of business brokered by banks within the Cooperative Financial Network, as well as our business with independent providers of financial services. Our collaboration with our cooperative partner banks generated € 2.45 billion (+2.4 percent) in new business, while sales via independent providers of financial services rose to about € 400 million (+15.5 percent).

Our new business activities were not negatively affected by the complex implementation of the Directive for residential property. This was because we had converted our systems to accommodate the new conditions as early as possible thus enabling us to ensure that our production capabilities in the lending processes continued to operate smoothly without interruption. This meant that we were able to continuously deliver financing solutions to our partners at all times, which had a very favourable effect on the volume of loans brokered before and after the implementation of the Directive for residential property loans.

One of our competitive advantages is our wide range of products with numerous optional choices coupled with favourable conditions. One of them is our latest product: the MünchenerHyp Sustainability Loan, which was successful from the time it was launched in the fall of 2015. Since then this product has grown to represent almost 10 percent of our new private residential property financing business – and we were able to gain a new target group for our partner banks and our Bank: customers who place great value on sustainability.

The price wars in the property finance sector in Switzerland intensified notably as growth slowed in the Swiss residential property market. Due to these developments we strengthened our marketing activities with our collaborating partner, PostFinance, and very successfully conducted a sales campaign. As a result, we were able to record € 430 million in new lending commitments, thereby keeping our volume of new business at almost previous year's level.

Business also developed favourably in the commercial property finance area, where we were able to slightly increase our volume of new business. We made a total of € 1.66 billion in new loans in this area.

We achieved these results against the background of the difficult environment that confronted both lenders and investors in 2016. The total volume of investments made in commercial property in most of the countries where MünchenerHyp is active declined in 2016 – along with new business opportunities for lenders. This, however, did not lead to changes in their financing offers or their willingness to make them, which intensified price competition notably.

## MORTGAGE RATES MÜNCHENERHYP (TEN YEAR FIXED RATE)



As of: 02.01.2017

We faced the stiffer price competition and at the same time expanded our capacities by optimising our new business procedures. As a result, we now can process a higher volume of new business enquiries while retaining the high level of quality in our analysis work. Both measures made it possible for us to slightly increase our volume of new business over the previous year's level without altering the Bank's approach to risk.

### CAPITAL MARKETS BUSINESS

Our investment strategy concerning securities issued by the public-sector and banks continued to be strongly influenced by regulatory requirements and the ECB's asset purchase programme.

Yields on 10-year Bunds fell to a new historic low of minus 0.205 percent due to the ECB's asset purchase program making it hardly possible to find a low-risk security offering a profitable return on capital.

Due to this situation, and in accordance with our business strategy, we refrained from capital market business during the year under review. The volume of new business fell by € 0.7 billion to € 109 million, while the volume of securities in our portfolio declined by € 1.4 billion to € 6.8 billion at the end of 2016.

### REFINANCING

The Pfandbrief market remained influenced by the ECB's third Covered Bond Purchase Programme (CBPP3). Furthermore, investors were at times hesitant to act due to political events and especially because of the Brexit vote and the results of the American presidential election. Finally, there was the volatility noted in interest markets towards the end of the year. Despite these, more difficult overall conditions we were able to fully cover our refinancing needs to our complete satisfaction.

During the year under review we only had to service one large volume security – a € 1.25 billion Mortgage Pfandbrief – that matured. Repayment took place at the beginning of the year and had already been partially prepared by measures taken in 2015. This allowed us to primarily focus on managing our liquidity and choosing good windows for new issues over the remaining course of the year.

In April, we placed a new benchmark issue, a ten-year € 500 million Mortgage Pfandbrief with a 0.5 percent coupon. The issue was priced at one basis point below the mid-swap rate, which was the highest risk discount in this maturity segment up to this date in 2016. A total of 44 orders were received from ten coun-

tries with German investors counting as the largest group as they bought almost 79 percent of the volume sold. Refinancing conditions improved again later in the year enabling the Bank to successfully tap this issue by an additional € 250 million in July. The price was set at 8 basis points below the mid-swap rate underlining our outstanding placement power.

During 2016 we bolstered our issues of foreign currency denominated Mortgage Pfandbriefe. About 40 percent of MünchenerHyp's total covered refinancing volume was accounted for by Pfandbriefe that were not denominated in euros. We owe this to our many years of intensive relationships with our investors, especially those in Europe, overseas and in the Far East.

Highlights of our foreign currency denominated issues in 2016:

- A 225 million pounds sterling Mortgage Pfandbrief placed in January 2016.
- A benchmark three-year Mortgage Pfandbrief for 600 million US dollars issued in July and carrying a coupon of 1.375 percent. This issue met with very strong international demand and was placed with investors located in 14 countries on three continents. About three-quarters of the volume issued were bought by supranational institutions, state-owned funds and agencies.
- In addition, we repeatedly issued Mortgage Pfandbriefe denominated in Swiss francs, including a 2-year Mortgage Pfandbrief with a volume of 200 million Swiss francs and a coupon of 0.01 percent.

MünchenerHyp received the Deal of the Year Award from mtn-I, a well-known international data platform for fixed-income securities, for the last mentioned Mortgage Pfandbrief in Swiss francs.

The total volume of issues placed in 2016 amounted to almost € 5 billion, of which Mortgage Pfandbriefe accounted for € 2.8 billion in covered refinancing, while unsecured bonds totalled € 2.1 billion. Due to the direction of MünchenerHyp's business strategy the Bank did not issue any Public Pfandbriefe.

## ASSET, FINANCIAL AND EARNINGS SITUATION

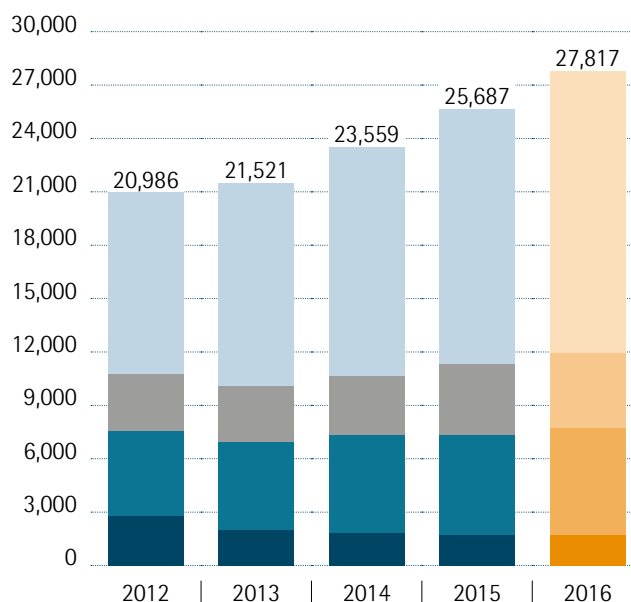
### BALANCE SHEET STRUCTURE

The unbroken strength of our new business results led to an increase in total assets which rose from € 38.1 billion on 31 December 2015 to € 38.5 billion at the end of 2016.

During the course of the year our mortgage loan portfolio grew by € 2.2 billion to € 27.8 billion.

Private residential property loans were once again the strongest growing area of business and increased by € 1.8 billion.

PORTFOLIO DEVELOPMENT MÜNCHENERHYP  
2012 – 2016  
in € million



- Residential housing Germany
- Residential housing Switzerland
- Commercial property Germany/other property finance loans
- Commercial property abroad/other property finance loans

The item "Other liabilities to customers" is structured as follows:

	Remaining term < one year in € 000	Remaining term > one year in € 000	Total in € 000
<b>Other liabilities to customers as of 31.12.2016</b>	<b>1,312,843</b>	<b>2,184,659</b>	<b>3,497,502</b>
<b>Registered bonds</b>	<b>9,994</b>	<b>1,199,621</b>	<b>1,209,615</b>
of which institutional investors	9,985	1,198,621	1,208,606
<b>Promissory note loans on the liabilities side</b>	<b>930,401</b>	<b>952,038</b>	<b>1,882,439</b>
of which institutional investors	733,805	940,838	1,674,643
<b>Other</b>	<b>372,448</b>	<b>33,000</b>	<b>405,448</b>
of which institutional investors	355,272	33,000	388,272

Our portfolio of private residential property loans is structured as follows: domestic mortgage loans € 15.9 billion (previous year € 14.4 billion), foreign mortgage loans € 4.2 billion (previous year € 3.9 billion), which were solely loans made to finance residential property in Switzerland.

Our portfolio of commercial property loans amounted to € 7.7 billion (previous year € 7.3 billion), of which € 1.7 billion (previous year € 1.7 billion) represented loans made outside of Germany. Property we financed in the USA accounted for 13 percent (previous year 22 percent) of the total, with EU countries accounting for the remainder.

In accordance with our business and risk strategy, our portfolio of loans and securities related to our business with the public-sector and banks declined further from € 8.2 billion to € 6.8 billion, of which € 2.9 billion were securities and bonds.

At the end of 2016 the net sum of unrealised losses and unrealised gains in our securities portfolio amounted to plus € 41 million (previous year plus € 34 million). These figures include unrealised losses of € 6 million (previous year € 10 million) stemming from securities issued by countries located on the periphery of the euro area and banks domiciled in these countries. The total volume of these securities amounted to € 0.6 billion (previous year € 0.9 billion).

Following a detailed examination of all securities we came to the conclusion that no permanent reductions in value are required.

We are keeping these bonds on our books with the intention of holding them until they mature. Write-downs to a lower fair value were not necessary.

The portfolio of long-term refinancing funds increased by € 0.6 billion to € 32.7 billion, of which € 20.3 billion consisted of Mortgage Pfandbriefe, € 4.7 billion of Public Pfandbriefe and € 7.7 billion of unsecured bonds. The total volume of refinancing funds – including money market funds – rose from € 35.4 billion in the previous year to € 35.8 billion on 31 December 2016.

Paid-up capital increased by € 250.7 million to € 956.0 million. Total regulatory equity capital amounted to € 1,343.1 million (previous year: € 1,372.0 million) and was slightly below the previous year's figure. The reduction does not affect the elements which count towards Common Equity Tier 1 capital.

Our Common Equity Tier 1 capital increased from € 979.6 million in the previous year to € 1,251.3 million. On 31 December 2016 the Common Equity Tier 1 capital ratio was 22.9 percent (previous year 17.3 percent), the Tier 1 capital ratio was also 22.9 percent (previous year 19.5 percent) and the total capital ratio was 24.5 percent (previous year 24.2 percent). The leverage ratio was 3.35 percent on 31 December 2016.

## DEVELOPMENT OF EARNINGS

Net interest income<sup>1</sup> improved by € 11.9 million, or 5.4 percent, to € 233.4 million as we were able to increase this figure as predicted. This rise was due, in particular, to the continuing success and further expansion of our new business results during the year under review. This figure also contains a single-digit million euro income figure generated by the early termination of interest rate swaps.

Commissions paid amounted to € 82.4 million, or 8.8 percent higher than the previous year's figure. Commission income fell to € 8.2 million making the net commission balance<sup>2</sup> a minus € 74.2 million following a minus € 66.8 million in the previous year.

This resulted in net interest income and net commission income<sup>3</sup> of € 159.2 million, an increase of € 4.5 million, or 3 percent.

General administrative expenses rose by € 3.7 million to € 86.1 million. Personnel expenses increased by € 1.4 million or 3.2 percent.

The other administrative expenses rose by € 2.3 million, or 5.8 percent. The European banking levy was the main reason for the increase, as the percentage we claimed for irrevocable payment obligations declined. This figure was 30 percent in 2015 and only 15 percent in 2016. Payment of the banking levy, which is recognised as an expense, amounted to € 11.6 million for the year under review (previous year 8.6 million).

After adjustments for costs related to the banking levy, as well as expenses related to obligations stemming from various German and European supervisory authorities, which again increased, the remaining administrative expenses fell by 3.3 percent.

Depreciation and write-downs of intangible and tangible assets amounted to € 6.2 million or € 0.3 million less than the same year-ago figure.

Total administrative expenses<sup>4</sup> amounted to € 92.2 million, compared to € 88.9 million in the previous year. The cost-income ratio<sup>5</sup> excluding interest expenses from silent participations was 56 percent (previous year 52 percent).

The net sum of other operating expenses and income amounted to minus € 3.5 million.

This led to results from operations before deducting provisions for risk<sup>6</sup> of € 63.5 million, or 3 percent more than the previous year's figure.

The item "Write-downs on and adjustments to claims and certain securities and additions to provisions for possible loan losses", totalled minus € 7.9 million after allocations to reserves pursuant to Article 340f of the German Commercial Code. The credit risk situation remained unremarkable. Additions to provisions for risk in the lending business (including direct write-downs) amounted to a minus € 16.4 million (previous year minus € 18.4 million). Net income derived from the redemption and the sale of securities held as current assets, as well as promissory note loans, amounted to € 20.7 million. This item contains an inflow of € 20.1 million stemming from a settlement reached with the government of Austria regarding HETA Asset Resolution AG.

The item "Income from reversals of write-downs on participating interests, shares in affiliated companies and securities treated as fixed assets" amounted to plus € 11.7 million. This figure is primarily the result of proceeds from the sale of securities held as fixed assets.

Prior to the transfer of funds to the Fund for General Banking Risks pursuant to Art. 340g of the German Commercial Code, results from operations after deducting provisions for risk amounted to € 67.3 million. After transferring € 7.0 million to the Fund for General Banking Risks, and a tax expense item of € 28.4 million,

1) Net sum of Income Statement items 1 to 4  
2) Net sum of Income Statement items 5 and 6  
3) Net sum of Income Statement items 1 to 6  
4) Net sum of Income Statement items 8 and 9

5) Percentual share of administrative expenses of net interest income and netcommission income excluding € 5.6 million in interest expenses stemming from silent participations  
6) Net sum of Income Statement items 1 to 10

annual net income amounted to € 31.9 million, which is 44 per cent higher than the same year-ago figure.

This performance enabled us to increase our net income for the year as predicted. We are satisfied with the way our business developed.

## RATING, SUSTAINABILITY AND REGULATORY CONDITIONS

### RATING

After the rating agency Moody's raised its ratings for our senior unsecured liabilities from A2 to A1 in January 2016 along with its rating for long-term deposits from A2 to Aa3, no further changes to our ratings took place over the remaining course of the year.

Moody's saw no need to make changes as the effects it had previously noted were still valid. The agency continued to acknowledge that the risk content of MünchenerHyp's loan portfolio had improved as the Bank had notably reduced its portfolio of loans originated in countries within the euro area that had been harder hit by the debt crisis, as well as its portfolio of loans to banks domiciled in these countries, and also its portfolio of loans originated within the USA. Furthermore, Moody's again favourably commented that MünchenerHyp had a solid reputation in the capital markets as an issuer of Pfandbriefe and thus a correspondingly high level of refinancing strength. The Bank's firm ties and support within the Cooperative Financial Network were also favourably noted by the agency.

Moody's continued to favourably point out that MünchenerHyp's increase in equity capital had enabled the Bank to meet the leverage ratio requirement.

Current ratings at a glance:

	Rating
Public Pfandbriefe	Aaa
Mortgage Pfandbriefe	Aaa
Senior unsecured liabilities	A1
Short-term liabilities	Prime-1
Long-term deposits	Aa3

The outlook for all ratings is stable.

The quality of the cover pool plays a greater role in ratings for Pfandbriefe since the agency revised its rating methodology in 2015. Even to achieve its highest rating of Aaa, Moody's only requires that legal requirements are observed, thus voluntary provision of surplus cover is not required.

Our long-term unsecured liabilities are rated AA- by the rating agency Fitch due to the group rating assigned to the Cooperative Financial Network by the agency.

### SUSTAINABILITY

During the year under review we continued to make further progress in anchoring sustainability in our core business. In particular, we integrated additional ecological and social sustainability criteria in our loan processing and IT systems.

Our sustainability ratings developed favourably. The rating agency oekom research rated MünchenerHyp as one of the three best banks in the category of "Financials/Mortgage and Public Sector Finance". In June 2016 the agency raised our overall rating from C to C+. The Bank's ecological commitment was rated B-, while its social commitment earned a C+. In addition, oekom research confirmed MünchenerHyp's "Prime Status". The primary reasons given for the improved rating were the quality of the social and ecological aspects of the Bank's loan portfolio, as well as the responsible relationships with customers, and the Sustainability Loan that was introduced in 2015.

The rating agency imug confirmed our sustainability ratings in December 2016 with an unchanged "very favourable" for our Public Pfandbriefe, and "favourable" for our Mortgage Pfandbriefe and unsecured bonds.

The development our sustainability ratings since 2014 at a glance:

	2014	2015	2016
oekom research	C	C	C+
	Public Pfandbriefe: very favourable	Public Pfandbriefe: favourable	Public Pfandbriefe: very favourable
	Mortgage Pfandbriefe: neutral	Mortgage Pfandbriefe: neutral	Mortgage Pfandbriefe: favourable
imug	Unsecured bonds: neutral	Unsecured bonds: neutral	Unsecured bonds: favourable
Sustainalytics	<b>47 of 100 points</b>	<b>57 of 100 points</b>	<b>57 of 100 points</b>



**REGULATORY CONDITIONS**

**BASEL III**

MünchenerHyp uses the Internal Ratings Based Approach (IRBA) to calculate its equity capital requirements.

The Liquidity Coverage Ratio (LCR) was comfortably met throughout the entire year with figures considerably higher than 100 percent. Furthermore, the Net Stable Funding Ratio (NSFR) was also continually over 100 percent.

Within the framework of Basel III a leverage ratio will be introduced and set at 3 percent for the entire nominal volume of loans made by a bank in relation to its equity capital. Up until now this ratio only had to be reported. However, banks will have to observe this new requirement starting 1 January 2019. As a result of the successful additional increase in Common Equity Tier 1 capital during the year under review, MünchenerHyp’s leverage ratio stood at 3.35 percent at the end of 2016.

The Basel Committee on Banking Supervision (BCBS) is currently negotiating new standards for capital rules for credit institutions. These are referred to as Basel IV within the banking sector. The committee is aiming to adopt these new regulatory standards as soon as possible, and is especially focused on revising the standard approach, as well as the internal approaches used to calculate

risk weight for credit risks, establishing a binding definition of a new standard approach for operational risks, and the use of floors to limit the effects of internal approaches compared to standard approaches. It remains to be seen just how pronounced the changes will be. The current proposals regarding the required level of underlying equity for loans, however, indicate that banks operating with a low level of risk, like MünchenerHyp, in particular, will be impacted by the planned increases. Based on our very good level of capital we do not expect that we will have to raise additional equity capital.

We are attentively following current discussions and publications of various authorities regarding regulatory requirements. It is difficult to comprehensively prepare to meet future requirements at this time as widely varying positions are still regularly held by the different institutions involved in the current discussions at national, European and international levels. For this reason, we will continue to prepare to the greatest extent possible, although we will wait until the final version of the individual rules have been approved before we begin to implement them. As the example of LCR showed, significant changes can still occur during the proceedings. We therefore believe it is necessary for the regulators to provide an appropriate amount of time – especially IT requirements – for implementation purposes.

All regulatory issues were, and are being, monitored by a central unit within MünchenerHyp and implemented by the affected



departments in various projects. Up until today all of the requirements have been implemented on time. The enormous flood of new requirements mandated by the supervisory authority does, however, generate significant costs and requires us to continually create new plans to utilise the Bank's tight resources.

#### SINGLE SUPERVISORY SYSTEM FOR EU BANKS

The ECB again conducted its Supervisory Review and Evaluation Process (SREP) in 2016 that carefully examines a bank's business model, its internal governance as well as its available capital and liquidity. The results were again presented as a score. The score indicates if additional equity capital or and liquidity is needed. The results of the SREP for MünchenerHyp revealed a mandatory minimum required ratio of 7.25 percent for the Bank's Common Equity Tier 1 capital, which was very significantly exceeded by 15.6 percentage points on 31 December 2016.

#### MINIMUM REQUIREMENTS FOR RISK MANAGEMENT (MaRisk)

No changes have been made to the MaRisk since 15 December 2012. The long-discussed amendment remained unapproved in 2016. As a result, no changes had to be made to MünchenerHyp's proven processes.

#### RECOVERY PLAN

The Recovery Plan was updated in December 2016. Only minor adjustments were necessary.

## MAIN OFFICE, BODIES, COMMITTEES AND PERSONNEL

#### MAIN OFFICE

Münchener Hypothekenbank eG's main office is in Munich. In addition, the Bank maintains a branch office in Berlin, and also has ten regional offices.

#### BODIES AND COMMITTEES

The Delegates Meeting elected Dr. Hermann Starnecker, Spokesman of the Board of Management of VR Bank Kaufbeuren-Ostallgäu eG, as a new member of MünchenerHyp's Supervisory Board.

At the end of Delegates Meeting the previous Chairman of the Supervisory Board, Konrad Irtel, former Spokesman of the Board of Management of the Volksbank Raiffeisenbank Rosenheim-Chiemsee eG, and the Deputy Chairman, HSH Albrecht Prince of Oettingen-Spielberg stepped down as scheduled from the Supervisory Board due to age reasons. Wolfhard Binder thanked Konrad Irtel and HSH Albrecht Prince of Oettingen-Spielberg for their dedication and efforts during a period marked by extensive turmoil from which MünchenerHyp emerged even stronger than before.

In its subsequent constituent meeting the members of the Supervisory Board elected Wolfhard Binder, Chairman of the Board of Management of the Raiffeisen-Volksbank Ebersberg eG, as their new Chairman and Dr. Hermann Starnecker as his Deputy.

Due to MünchenerHyp's successfully implemented growth strategy the number of employees has grown strongly in recent years and currently the Bank sustainably employs more than 500 persons. This means that the Bank is now subject to the terms of the One-Third Participation Act (Drittelbeteiligungsgesetzes). For this reason, the Delegates Meeting resolved that in the future MünchenerHyp's Supervisory Board will consist of twelve members of which eight members of the Supervisory Board will be elected by the shareholders side and four members of the Supervisory Board will be elected by the employees. The four members representing the employees were elected on 12 July 2016.

On 14 March 2017 the Supervisory Board appointed Dr. Louis Hagen to be the Chairman of the Board of Management, he had previously served as the Spokesman for the Münchener Hypothekenbank's Board of Management.

The terms of office of MünchenerHyp's delegates ended during the year under review. The members of the Supervisory Board and the Board of Management thanked the delegates for their commitment and constructive collaboration. They actively supported the Bank's course in recent years and contributed towards enabling the Bank to successfully master the major challenges posed by the markets and banking supervision. Eighty new delegates – previously 52 – and 15 new alternate delegates – previously 10 – were elected following the Delegates Meeting.

## EMPLOYEES

Following numerous years of intensive personnel expansion, the rising number of employees slowed during the year under review. Nevertheless, recruiting and, above all, the integration of new employees remained focal points of our personnel work. Between 1 January and 31 December 2016 a total of 105 personnel requirements were submitted from various departments consisting of 34 additional and 71 replacement requirements. In comparison to the previous year MünchenerHyp's employee fluctuation figure rose to 5.4 percent (2015: 4.7 percent). However, when compared to the average percentage (2015: 6.7) for the sector, our figure remained at a low level.

Integration and development of personnel continued to gain importance at the Bank in light of the more than 200 new employees we hired in recent years. The key elements in this area are the internal and external opportunities to advance employee skills and knowledge, as well as other personnel development and loyalty measures.

The average number of persons employed<sup>7</sup> by MünchenerHyp during the year was 493, plus 15 apprenticed trainees. The average number of years of employment per employee rose to 11.4 years.

## CORPORATE GOVERNANCE STATEMENT PURSUANT TO ART. 289a GERMAN COMMERCIAL CODE

The German "Act on Equal Participation of Women and Men in Executive Positions in the Private and the Public Sector" became law on 1 May 2015. As the MünchenerHyp Supervisory Board was altered in 2016 to comply with the terms of the One-Third Participation Act (Drittelbeteiligungsgesetzes), the Supervisory Board passed a resolution on 17 October 2016 defining a quota for women represented on the Supervisory Board, the Board of Management and the top two executive levels below the Board of Management. The quota for all levels is 20 percent and 33 percent for the Board of Management. Independent of this new law, MünchenerHyp considers itself to be a modern enterprise as reflected by its social, cultural and business values and views the promotion of the underrepresented gender as a natural element of its embedded leadership culture.

---

7) Number of employees pursuant to Art. 267 (5) German Commercial Code (HGB): Excluding apprenticed trainees, employees participating in parental leave, early retirement, partial retirement (non-working phase), or employees suspended with pay.

# MANAGEMENT REPORT 2016

## RISK, OUTLOOK AND OPPORTUNITIES REPORT

### RISK REPORT

The ability to monitor and keep risks under control at all times is essential for the successful steering of business development at MünchenerHyp. For this reason, risk management plays a very important role in the overall management of the Bank.

The business and risk strategy defines the parameters of the Bank's business activities. MünchenerHyp's entire Board of Management is responsible for this strategy, which is regularly reviewed regarding the attainment of goals and updated as necessary and then submitted to the Supervisory Board no less than once a year.

As part of its supervisory duties, the Supervisory Board is advised about the Bank's risk profile no less than on a quarterly basis and additionally as required. This takes place using the reports concerning the Bank's risk-taking capabilities, lending risks, as well as the risk report prepared in accordance with the "Minimum Requirements for Risk Management" (MaRisk).

The basis of risk management consists of, on one hand, the analysis and presentation of existing risks, and, on the other, comparing these risks with the risk cover potential (ability to bear risk). Furthermore, a series of additional relevant analyses are in place and only when they are viewed as a whole do they permit the Bank to be managed appropriately. This objective is achieved by employing appropriate monitoring processes involving internal process-dependent supervision measures. Our internal audit department, as a process-independent unit, plays an additional monitoring role within the Bank.

The analysis and presentation of existing risks primarily distinguishes between counterparty, market price, credit spread, liquidity, investment, modelling and operational risks. Additional risks such as placement risks, reputational risk, business risk etc., are viewed as parts of the abovementioned risks and are taken into consideration at the appropriate place in the individual calculations.

### COUNTERPARTY RISK

Counterparty risk (credit risk) is of major importance for MünchenerHyp. Counterparty risk refers to the danger that counterparties may delay their payment obligations to the Bank, only make partial payments or even default.

The Credit Handbook presents the competencies and procedural requirements of the units involved in lending, as well as the approved credit products. The business and risk strategy contains additional explanations pertaining to sub-strategies regarding target customers and target markets, as well as definitions for measuring and controlling credit risks at the individual deal and portfolio levels. A procedure based on the credit value-at-risk (Credit-VaR) is used to determine lending limits. The individual contribution of every borrower (aggregate debtor or limit group as appropriate) – the Marginal Credit-VaR – to the Bank's total credit risk is limited. Furthermore, limits are also set for each country to ensure adequate regional diversification.

We take care to ensure that the vast majority of our mortgage business activities consists of top tier loans with moderate loan-to-value ratios. The current breakdown based on loan-to-value ratios is as follows:

**TOTAL PORTFOLIO OF MORTGAGE AND OTHER LOANS (INCLUDING OPEN COMMITMENTS)**

MORTGAGE LENDING VALUE RATIO	31 Dec. 2016		31 Dec. 2015	
	€	relative	€	relative
Up to 60%	13,728,296,351.62	46.2%	13,271,710,357.89	47.9%
60.01% to 70%	5,677,718,196.80	19.1%	5,042,708,598.93	18.2%
70.01% to 80%	6,311,223,356.12	21.2%	6,073,353,119.95	21.9%
80.01% to 90%	2,154,390,691.97	7.3%	1,908,858,072.86	6.9%
90.01% to 100%	1,106,925,787.91	3.7%	780,335,345.71	2.8%
over 100%	711,366,203.19	2.4%	636,039,606.63	2.3%
without	25,419,250.26	0.1%	5,311,692.91	0.0%
<b>Total</b>	<b>29,715,339,837.87</b>	<b>100.0%</b>	<b>27,718,316,794.88</b>	<b>100.0%</b>

The regional breakdowns within Germany and abroad are as follows:

**TOTAL PORTFOLIO OF MORTGAGE AND OTHER LOANS (INCLUDING OPEN COMMITMENTS)**

REGION	31 Dec. 2016		31 Dec. 2015	
	€	relative	€	relative
Baden-Wuerttemberg	2,616,357,406.41	8.8%	2,458,167,385.30	8.9%
Bavaria	5,646,905,936.17	19.0%	5,110,606,411.84	18.4%
Berlin	1,621,952,619.85	5.5%	1,608,952,190.17	5.8%
Brandenburg	490,537,743.87	1.7%	429,326,781.99	1.5%
Bremen	72,477,010.74	0.2%	64,728,357.23	0.2%
Hamburg	714,905,017.62	2.4%	734,733,778.71	2.7%
Hesse	1,616,366,977.79	5.4%	1,546,523,049.03	5.6%
Mecklenburg-Lower Pomerania	338,336,073.85	1.1%	274,672,252.37	1.0%
Lower Saxony	1,947,571,402.44	6.6%	1,810,173,371.57	6.5%
North Rhine-Westphalia	4,175,437,802.38	14.1%	3,880,816,308.44	14.0%
Rhineland-Palatinate	1,090,638,755.50	3.7%	895,637,075.59	3.2%
Saarland	224,663,431.89	0.8%	165,114,350.93	0.6%
Saxony	830,836,929.91	2.8%	775,623,988.84	2.8%
Saxony-Anhalt	432,564,548.35	1.5%	334,218,552.71	1.2%
Schleswig-Holstein	1,675,695,390.58	5.6%	1,641,592,673.04	5.9%
Thuringia	235,292,855.09	0.8%	220,928,993.69	0.8%
<b>Total domestic</b>	<b>23,730,539,902.44</b>	<b>79.9%</b>	<b>21,951,815,521.45</b>	<b>79.2%</b>

TOTAL PORTFOLIO OF MORTGAGE AND OTHER LOANS (INCLUDING OPEN COMMITMENTS)				
SOVEREIGN STATE	31 Dec. 2016		31 Dec. 2015	
	€	relative	€	relative
Austria	129,371,291.34	0.4%	83,712,117.34	0.3%
France	306,183,794.26	1.0%	253,680,546.05	0.9%
Great Britain	389,373,033.56	1.3%	427,226,244.83	1.5%
Spain	187,861,502.87	0.6%	173,868,358.99	0.6%
Luxembourg	48,626,000.00	0.2%	48,626,000.00	0.2%
Sweden	0.00	0.0%	0.00	0.0%
Switzerland	4,321,626,705.80	14.5%	4,040,513,104.46	14.6%
The Netherlands	326,947,813.21	1.1%	281,486,842.93	1.0%
Belgium	49,976,456.52	0.2%	22,079,844.29	0.1%
USA	224,833,337.87	0.8%	435,308,214.54	1.6%
<b>Total foreign</b>	<b>5,984,799,935.43</b>	<b>20.1%</b>	<b>5,766,501,273.43</b>	<b>20.8%</b>
<b>Total domestic and foreign</b>	<b>29,715,339,837.87</b>	<b>100.0%</b>	<b>27,718,316,794.88</b>	<b>100.0%</b>

The management of credit risks begins with the selection of the target business when drafting the terms of the loan, using risk-cost functions that are regularly reviewed. A variety of rating or scoring procedures are used depending on the type and risk content of the transaction.

In addition, a computer-based early warning system is used to identify risks on a timely basis.

Property financing contains a broadly diversified portfolio of loans with emphasis on residential property financing and a credit approval process that has proven its value over many years as reflected in a portfolio with a low level of credit risk. Our lending business with public sector borrowers and banks is primarily focused on central and regional governments, regional and local authorities, and west European banks. It is a portfolio with little credit risk. Regional emphasis is on Germany or Western Europe respectively. Our objective for this portfolio is to further reduce its volume due to reasons such as the introduction of the leverage ratio. Highly liquid sovereign bonds and other very creditworthy securities will, however, continue to be needed in order to meet the new liquidity requirements mandated by Basel III.

Depending on their ratings, mortgage loans are examined to determine any non-performance or other negative factors which could trigger an individual adjustment to value. Furthermore, an additional system to monitor individual adjustment to value is used by the Bank's work-out management department, especially for the non-retail market business.

The Bank has created a general adjustment-to-value reserve as a precautionary measure to cover latent lending risks. This general adjustment to value is calculated per the terms contained in a Federal Ministry of Finance notice dated January 10, 1994.

Individual adjustments to value taken remained at a low level for our residential property financing business due to the great stability of the residential property market. This also generally applies for our commercial property financing business.

Business relationships with financial institutions are primarily based on master agreements that permit settlement of claims and liabilities (netting) vis-a-vis the other institution. In general, we also enter into security agreements. In the future we will use a so-called Central Counterparty (CCP) as the preferred basis for settling derivative trades.

The individual and general adjustments to value developed as follows in 2016:

TOTAL LENDING BUSINESS						
in € millions	Opening balance	Addition	Reversals	Utilisation	Changes related to exchange rate shifts and other factors	Closing balance
<b>Individual adjustments to value</b>	69.8	15.7	-4.8	-15.6	0.9	66.0
<b>General adjustments to value</b>	13.0	0.0	0.0	0.0	0.0	13.0

## MARKET PRICE RISKS

Market price risks consist of the risks to the value of positions due to changes in market parameters including interest rates, volatility and exchange rates among others. These risks are quantified as potential losses of present value using a present value model that differentiates between risks related to interest rates, options and currency rates.

Interest rate risks are divided into two categories: general and specific interest rate risks. General interest rate risks refer to risks arising from changes in the market value of investments or liabilities that are dependent on the general level of interest rates, and which will react negatively if interest rates change.

Specific interest rate risks are also referred to as (credit) spread risks, and are included under market price risks. Credit Spread is the term used to describe the difference between the yield generated by a risk-less bond and a risky bond. Spread risks take into account the danger that this difference in interest rates can change although creditworthiness ratings remain unchanged. The reasons for altered yield premiums are:

- varying opinions of market participants regarding positions,
- the creditworthiness of the issuer actually changes although the issuer's credit rating does not yet reflect this change,
- macro-economic factors that influence creditworthiness categories.

The Bank's portfolio of bonds issued by euro area countries more heavily affected by the sovereign debt crisis, or in bonds issued by

banks domiciled in these countries, remained at a moderate level. The Bank has not made any new investments in countries located on the periphery of the euro area since 2011. We do not believe that our investments are in danger of default. We are of the opinion that measures taken by individual countries, as well as protective mechanisms enacted at EU levels, are sufficient to ensure the repayment of the affected liabilities. In the case of bank bonds issued by banks domiciled in these countries, all of these bonds are covered bonds so that in this instance we also anticipate that they will be repaid as contractually agreed.

Among other risks, options involve the following risks: volatility risk (Vega; risk that the value of a derivative instrument will change due to increasing or decreasing volatility), time risk (Theta; is understood to the risk that measures how the passage of time impacts on the value of a derivative instrument), Rho risk (risk associated with a change in the value of the option due to a change in a risk-less rate of interest), and Gamma risk (risk of a change in the option's Delta due to a change in the price of the underlying security; the option's Delta thereby describes the change in the price of the option due to the change in the value of the underlying security). The volume of risks assumed is moderate as options are generally not employed in the capital market business for speculative purposes. Option positions are generally entered into on an implied basis due to debtors' option rights (for example the right to give legal notice of termination per Art. 489 of the German Civil Code – BGB) and are then hedged if needed. These risks are attentively monitored in the daily risk report and are limited.

Currency risk defines the risk arising from changes in the market value of investments or liabilities dependent on currency exchange rates and which will react negatively due to changes in currency exchange rates. MünchenerHyp's transactions outside Germany are hedged against currency risks to the greatest extent possible and only margins involved in payment of interest are not hedged.

Stock risks are currently not relevant for MünchenerHyp as our total investments in this asset class – in addition to our investments in the Cooperative Financial Network – amount to less than € 5 million. The Bank plans to invest in a mixed fund (a special fund) in 2017. The specific content of the fund is still open. This investment will, however, increase our stock exposure.

Market price risks are managed by determining the present value of all of MünchenerHyp's transactions on a daily basis. The Bank uses the "Summit" IT programme for these calculations. The backbone of our interest rate risk management is the "bpV-vector", which is calculated on a daily basis. This figure is determined by the change in the present value incurred per range of maturities when the mid-swap curve is shifted by one basis point. Furthermore, sensitivities to currency exchange rates are identified by changes in the present value that occur with a 10 percent shift up or down in exchange rates, as well as the effect of volatility on the present value when volatility increases by 1 basis point.

MünchenerHyp uses the value-at-risk (VaR) figure to identify and limit market risks. Linear as well as non-linear risks are taken into consideration using a historical simulation when calculating VaR. In addition, different stress scenarios are used here to measure the effect of extreme shifts in risk factors and the effects of other risk categories.

The current (daily) stress scenarios are:

- Legal supervisory requirements: The current interest rate curve is completely parallel shifted up and down by 200 base points for every separate currency used. The worst result of the two shifts is used for calculation purposes.
- Parallel shifts: The current interest rate curve is completely shifted up and down by 100 base points across all currencies. The worst result of the two shifts is used for calculation purposes.
- Steepening/flattening: The current interest rate curve is rotated in both directions around the 5-year rate as the fixed point.
- Basis Spread Worst Case: A worst case scenario is used to quantify basis spread risks. The scenario analyses the effects of different developments in the basis curves on the portfolio of loans with variable interest rates.
- Historical simulations:
  - September 11, 2001 terror attack in New York: Changes seen in market prices between September 10, 2001 and September 24, 2001 – the immediate market reaction to the attack – are played out using the current levels.
  - The 2008 crisis in the financial markets: Changes in interest rates seen between September 12, 2008 (last banking day before the collapse of Lehman Brothers) and October 10, 2008 are played out using the current levels.
  - Euro-crisis: changes in interest rates that took place during the Euro-crisis between 21 May 2012 and 4 June 2012 are played out in this scenario. Interest rates fell sharply during this period.

The maximum Value at Risk (VaR) of the banking book (interests, currencies and volatilities) at a confidence level of 99 percent at a ten-day holding period in 2016 amounted to a maximum of € 78 million. The average figure was about € 44 million.

Due to the fact that MünchenerHyp is a trading book institution (only for futures) we also manage potential risks in this area on an intraday basis. Furthermore, these trades are also integrated into our normal reporting procedures. Once again, no futures deals were conducted in 2016.

MünchenerHyp manages its credit spread risks by calculating the present value of its asset-related capital market transactions on a daily basis along with credit spread risks. The Bank uses the Summit programme to calculate the Credit Spread VaR, the Credit Spread sensitivities and various credit spread stress scenarios.

MünchenerHyp uses the VaR figure to identify and limit credit spread risks. The VaR figure is calculated based on historical simulation.

The current (daily) credit spread stress scenarios are:

- Parallel shifts: All credit spreads are shifted up and down by 100 base points. The worst result of the two shifts is used for calculation purposes.
- Historical simulation of the collapse of the investment bank Lehman Brothers: the scenario assumes an immediate change

in spreads based on the changes that occurred one working day before the collapse of the investment bank until four weeks after this date.

- Flight into government bonds: The scenario simulates a significantly visible aversion to risk that was previously seen in the markets. Spreads for riskier classes of paper widen while spreads for safer government bonds narrow.
- Euro-crisis: The scenario replicates the development of spreads during the Euro-crisis that took place from October 1, 2010 and November 8, 2011. During this period the spreads of less credit-worthy government bonds, in particular, rose sharply.

The credit spread VaR for the entire portfolio using a 99.9 percent level of confidence and holding period of one year stood at a maximum of € 109 million in 2016, while the average figure was about € 102 million.

The credit spread VaR for current assets (only third-party securities) using a 95 percent level of confidence and holding period of one year stood at a maximum of € 3 million in 2016, the average figure was about € 1 million.

## LIQUIDITY RISKS

Liquidity risks consist of the following risks:

- inability to fulfil payment obligations when they come due (liquidity risk in the narrow sense),
- inability to procure sufficient liquidity when needed at anticipated conditions (refinancing risk),
- inability to terminate, extend or close out a transaction, or only be able to do so at a loss, due to insufficient market depth or market turbulence (market liquidity risk).

MünchenerHyp differentiates between short-term assurance of solvency and mid-term structural liquidity planning.

### SHORT-TERM ASSURANCE OF SOLVENCY

The purpose of short-term assurance of solvency is to ensure that the Bank is fully able to meet its required payment obligations (payment willingness) as agreed on a daily basis, even during stress situations. All of the currently applicable legal supervisory requirements as defined by the terms of MaRisk and CRD IV, regarding liquidity reserves that must be held by banks, are being fully implemented.

In doing so, MünchenerHyp has categorised itself as a capital market oriented institution per the terms of MaRisk, and therefore also fulfils requirements pursuant to BTR 3.2.

MaRisk distinguishes between four different scenarios, which were implemented accordingly:

- 1) Base Case: corresponds to the bank's control case.
- 2) Bank stress: the reputation of the institution deteriorates, for example due to high balance sheet losses.
- 3) Market stress: Short-lived event that affects a segment of the financial markets. Examples of this are the September 11, 2001 terror attack, or the financial market/sovereign debt crisis.
- 4) Combined stress: Simultaneous occurrence of bank and market stress.

MaRisk demands that an institution must be able to meet the liquidity requirements arising from this scenario for at least 30 days.

Varying model assumptions for all important cash flows were derived for each scenario; for example utilisation of our liquidity lines or guarantees (Aval), utilisation of previously made lending commitments, or the development of collateral. Beyond this, all securities were divided into different liquidity categories. Based on this, we determined the volume that would be sold, over which time period, or could be used for a repo transaction, to generate additional liquidity in each individual scenario. Legal restrictions, like the Pfandbrief Act's 180 day rule, were always observed in all cases. The result is a day-certain presentation of the available liquidity for a three year horizon in three currencies: euro, US dollar, and Swiss francs. Positions in other currencies are negligible. Limitation in the stress scenarios takes place over a 90-day (yellow status) or 60-day (orange status) horizon, and in the base case over a one year (yellow status) or 90 days (orange status) horizon.

In addition, the Liquidity Coverage Ratio (LCR), including a forecast, pursuant to CRD IV is calculated at least once a week for all currencies, and presented separately for all relevant currencies. Currently, these currencies are the euro and the Swiss franc. The required ratio of 70 percent for 2016 was notably exceeded at all times.



### MID-TERM STRUCTURAL LIQUIDITY PLANNING

The purpose of structural liquidity planning is to ensure mid-term liquidity. The legal basis consists of the MaRisk BTR 3 and CRD IV for the Net Stable Funding Ratio (NSFR).

Mid-term liquidity management in accordance to the terms of MaRisk is based on short-term liquidity management pursuant to the terms of MaRisk, which means that both procedures use the same scenario definitions and modelling assumptions. However, due to the longer observation period, additional modelling assumptions are also taken into account which are not essential for managing short-term liquidity – for example, new business plans or current expenses such as salaries and taxes.

Mid-term liquidity planning involves the following key liquidity figures as components for determining results across all due dates:

- accumulated total cash flow requirements,
- available uncovered and covered potential funding including planned new business and prolongations in line with the surplus cover requirements set by the rating agency Moody's,
- additional detailed data for planning and control activities.

The limitation of liquidity risks takes place using the structured liquidity forecast and the stress scenarios based on the available liquidity within a year.

In addition, pursuant to CRD IV, the NSFR is calculated on a quarterly basis for all currencies and presented separately for all relevant currencies; these are currently the euro and the Swiss franc. As the supervisory authority has not yet issued any binding plans for complying with NSFR requirements, and the values are currently relatively stable at just over 100 percent, this ratio is still not being actively managed at this time.

In order to reduce refinancing risks, MünchenerHyp strives to refinance loans with matching maturities and continuously checks if its relevant refinancing sources (primarily those within the Cooperative Financial Network) still remain available. In order to limit market liquidity risks in its lending business with public-sector borrowers and banks, MünchenerHyp primarily acquires securities that are acceptable as collateral by the ECB, and which can be used for open market transactions at any time.

MünchenerHyp does not have any investments in less liquid bonds, like Mortgage Backed Securities (MBS), in its portfolio.

### INVESTMENT RISK

Investment risk is understood to mean the danger of financial loss due to a decline in the value of a holding to less than its book value. This refers to long-term investments MünchenerHyp has made in companies within the Cooperative Financial Network due to strategic reasons.

### OPERATIONAL RISKS

Operational risks refer to possible losses caused by personal misconduct, weaknesses in process or project management, technical failure or negative outside influences. Personal misconduct also includes unlawful actions, improper sales practices, unauthorised actions and transaction errors.

We minimise our operational risks by qualifying our employees, using transparent processes, automating standard procedures, and by having fixed working instructions, comprehensive functional testing of the IT-systems, as well as appropriate emergency plans and preventive measures. Insurable risks are covered by insurance to the normal extent required by banks.

Within the framework of a risk analysis, the materiality in accordance with MaRisk standards of all of the services that MünchenerHyp outsources related to banking transactions, financial services or other services that are typical for an institution like MünchenerHyp, is examined. All of the outsourced services that are defined as being material are monitored pursuant to MaRisk requirements and are integrated within the risk management process.

### ABILITY TO BEAR RISKS

The professional concepts and models used to calculate the Bank's ability to bear risks are continuously further developed in accordance with legal supervisory requirements. MünchenerHyp calculates its ability to bear risks based on the Going-Concern, as well as the so-called Insolvency Case scenario. However, the Going-Concern scenario is the relevant method used for control purposes, which determines if the bank would still have an adequate equity capital ratio exceeding legally required levels after the occurrence of risks contained in all of the risk categories.

The scenario deducts market risks, counterparty risks, operational risks, spread and migration risks, investment risks, property risks,

as well as modelling risks containing other non-explicitly defined risks. Risks on cover potential for risks are accounted for on a conservative basis and without taking diversification effects between the risk categories into consideration.

The Bank's risk bearing capacity was given at all times during the year under review.

#### USE OF FINANCE INSTRUMENTS FOR HEDGING PURPOSES

We engage in hedging activities – interest rate and currency derivatives – in order to further reduce our risks and to hedge our business activities. Credit derivatives are not employed. We use asset swaps as micro-hedges at the level of individual transactions. Structured fundamental transactions such as callable securities are hedged accordingly with structured asset swaps. Matching currency funding is primarily sought to hedge foreign exchange risks arising from transactions involving foreign currencies; the remaining deals are hedged using (interest rate) currency swaps. The main hedging instruments we use at the portfolio level are interest rate swaps and swaptions. In addition to linear instruments, Bermudan options on interest swaps (swaptions) and interest options (caps and floors) are also used as hedges for embedded legal termination rights or arrangements to limit interest rates.

#### ACCOUNTING-BASED INTERNAL CONTROL AND RISK MANAGEMENT PROCEDURES

The accounting-based internal control system is documented in organisational guidelines, descriptions of work processes, financial reporting handbooks, and numerous operating instructions. It contains organisational security measures, and ongoing measures and controls that are integrated in the work processes. These are, in particular, separation of functions, the double-check principle, access limitations, payment guidelines, new product and new structure process and balance confirmations. Process-independent measures are, above all, carried out by the internal audit department.

The risk management methods described in the risk report provide continuous qualitative and quantitative statements regarding MünchenerHyp's economic situation, including, for example, the development of performance. This evaluation involves aspects of all risk categories.

A close coordination process exists between the risk controlling and accounting departments at MünchenerHyp. This coordination process is supervised by the entire Board of Management.

The results from the risk management system form the basis for the multi-year planning calculations, year-end projections, and agreement procedures for approving the key figures generated by the Bank's accounting process.

#### CORPORATE PLANNING

MünchenerHyp continues to pursue a growth strategy focused on its residential and commercial property financing activities built on a solid refinancing foundation that is primarily based on Pfandbriefe and other bonds. The overarching strategic goal will continue to be the further strengthening of the Bank's earning power and thus its ability to retain profits. The Bank's strategic planning is focused on measures to improve net interest income and net commission income, increase cost efficiency, and keep risks under control.

The annual adjustment of our business and risk strategy required by the MaRisk defines the formal planning framework for this. Our integrated annual planning process plays a key role in the planning and management of our operations. This process synchronises our sales goals, management of the decentral and central components of our administrative expenses – including our project portfolio – with the outlook for the profit and loss account as it develops over the course of the year. All of the income and expense elements, as well as our ability to bear risks, are continually monitored, or additionally planned on a rolling basis, thereby allowing the Bank to respond appropriately and in a timely manner to fluctuations in earnings or costs.

Planning also includes issues regarding appropriate levels of equity capital – especially in view of meeting supervisory requirements.

## OUTLOOK – OPPORTUNITIES AND RISKS

### ECONOMIC DEVELOPMENT AND FINANCIAL MARKETS

Economic researchers anticipate that the global economy will grow slightly in 2017. The IWF is forecasting that the global gross domestic product will rise to 3.4 percent in the current year and to 3.6 percent in 2018. This increase is based on the assumption that economic development will pick up, especially in the USA and the emerging markets. The economic forecasts are, however, accompanied by great uncertainty. This applies in particular to the direction of the new American president's economic policies, which still remains unclear. His statements to date point towards a protectionist policy, which can have a negative effect on the American economy over the mid-term. Furthermore, the announcement that the British Prime Minister, Theresa May, will pursue a "hard Brexit" to take the UK out of the EU generated uncertainties concerning future economic developments in the EU and Great Britain.

Despite these uncertainties, economic experts still expect that growth in the euro area will not weaken substantially. The EU Commission predicts a 1.6 percent rise in the EU's GDP in 2017 and 1.8 percent in 2018 with a dampening effect expected, in particular, from high levels of debt in parts of the euro area. Moreover, inflation is expected to rise slightly as oil prices have rebounded in the interim period.

The German economy continues to benefit from strong domestic growth that is expected to carry the upswing into 2017. The German Federal Government's Annual Economic Report, however, anticipates that GDP will grow by a lower 1.4 percent. The report views the lower number of working days as the reason behind the decline and not a weaker economy. According to the report, both consumer spending and capital investments will act as primary growth generators with investments in residential housing construction, in particular, expected to expand. The labour market remains stable with the number of employed persons likely continuing to rise slightly while the unemployment rate could fall to below 6 percent. In addition, inflation is expected to rise to 1.4 percent due to higher prices for energy and food.

Central banks in the advanced economies will also act differently in 2017 as their monetary policies continue to drift further apart. While the Fed is expected to further raise its key interest rate, other

central banks, and in particular the ECB, the Bank of England and the Bank of Japan, are expected to continue their expansive monetary policies in view of dampened economic prospects. If the rate of inflation in the euro area stays at the current higher level, it might generate discussions thereby increasing pressure on the ECB to alter its monetary policy regarding interest rates and taper its volume of bond purchases.

The improved outlook for the global economy, tapering discussions in Europe and the expected increase in interest rates in the USA could lead to a slight rise in the level of interest rates around the world and in turn also affect other asset classes. The foreign exchange markets are likely to see the gap between euro and dollar-based interest rates widen even further. However, during the second half of the year a countermovement could be seen if the ECB begins to retreat from its expansive monetary policy. It is anticipated that the British pound could again come under pressure at the start of Brexit negotiations and if the UK economy weakens as forecast. Development of the Swiss franc is expected to be stable to friendly and could benefit from possible political changes in Europe.

The first half of the year is likely to be quite lively for the covered bond and Pfandbrief markets as about three-quarters of the issues maturing in 2017 will come due in this period. Predictions call for a volume of about € 120 billion in benchmark covered bonds to be issued, a figure that is just below the level seen in 2016. The ECB's TLTRO-II Programme is one reason for this as it gives banks access to liquidity at comparatively favourable conditions. Demand for covered bonds will, however, continue to be supported by the ECB's purchase programme (CBPP 3). At a minimum, the ECB plans to pursue this programme until December 2017. This in turn will enable issuers to continue benefitting from favourable funding levels. Experts estimate that German Pfandbriefe will represent the biggest share of new issues followed by French, Spanish and Canadian covered bonds.

### PROPERTY AND PROPERTY FINANCING MARKETS

The future development of property markets in Europe, and in particular in Germany, should be seen as being closely linked to political, monetary, and overall economic conditions. On the political side the very difficult to predict policy of the new American president, in particular, is a cause for concern among investors and companies. On the monetary policy side the ECB is not yet expected to

depart from its low interest rate policy. This indicates that European and in particular German mortgage rates are only likely to rise marginally.

Despite political uncertainties, interest in property investments is likely to again remain at a very high level in across Europe and especially in Germany in 2017 due to low interest rates pressuring investments, as well as solid economic data. Development in regional markets will continue to be influenced by cross-border investments thereby reflecting the role of foreign investors who were responsible for about half of all property investments made in many countries in recent years.

The great interest shown by foreign and domestic investors in German property remains founded on the ongoing economic upswing, the country's image as a safer location for investments, and the attractiveness of the residential and commercial property markets. The top 7 cities will remain the preferred destinations for new investments while the very tight supply of good properties is likely to be mirrored in a slightly lower level of transactions. Experts are predicting that a volume of transactions within a range from € 60 billion to € 65 billion in 2017, with residential property portfolios accounting for € 10 to € 12 billion of this figure. Against this background it may be expected that returns will see a further slight decline associated with rising prices.

A stable rental market is one of the factors behind the strong interest in commercial property investments. Although market participants anticipate a slight decline in turnover of space in 2017, this change will, however, be solely due to a tight supply of marketable space. This is due to the likelihood that demand will remain high against the background of the good economy. New building activity will be at a similar level as in 2016, although the pre-completion leasing rate will decline slightly. The combination of these individual factors will ease pressure on rents, which in turn will result in a slightly lower rate of growth on a year-over-year basis. As investor demand is expected to remain high, capital values of office properties should also rise slightly.

No signs are visible that the prevailing trend will change in the German residential property market in 2017 due to two reasons: first, capital investors and owner-occupiers will continue to strongly focus on residential property in view of very low interest rates and a slightly higher rate of inflation. Secondly, forecasts call for population growth in regions with strong and expanding economies

at least until 2020, which in turn translates into unbroken high demand for housing.

Investments in housing will again increase notably in 2017. The Bundesbank anticipates growth of 3.7 percent. The number of building permits will also rise further. The Federal association of German housing and real estate enterprises (GdW) estimates that permits for about 400,000 housing units will be issued, a level that corresponds to the predicted number of units needed. This could slightly ease the pace of growth of housing prices and rents.

However, as prices continue rising in 2017 they will again be accompanied by discussions concerning possible formation of a property bubble in the German residential property market. Despite these worries, the risks of a bubble forming have not notably increased. This is particularly visible in the number of loans made and lending conditions. What has happened, however, is that the implementation of the Directive for residential property loans has actually placed greater demands on potential borrowers. At the same time, the faster rise of prices tends to be coupled with a danger of prices overheating in certain markets, making it necessary to continue closely monitoring this development.

Further developments in Great Britain will be influenced by the economic effects of Brexit, as its long-term impact on the property market still remains almost unpredictable. It is anticipated that the normalisation of the office property market will continue and the period of rising rents, especially in London, will be over for the time being. Furthermore, the future direction of prices in the residential property market is marked by uncertainty. It is expected that this will lead to growing hesitation among buyers and sellers. Forecasts for rents and purchase prices in numerous regions vary from no growth at all – for example in London – to even a slight contraction – for example in the North East.

The French residential and commercial property market is likely to continue the favourable development noted in the previous year into 2017 against the background of unbroken strong economic growth. This will generate additional momentum for the office properties market and be reflected by higher demand for office space. Vacancy rates for office space will decline further as new projects will only be completed if they have high pre-letting lease rates. This will continue the trend of slightly rising rents. For the investment market this development means that the appeal of French property will grow. At the same time it may be expected

that globally active investors will shift their activities from Great Britain to France. This in turn is likely to generate notably higher demand for property and thus a further decline in returns. The French housing market is also anticipated to develop favourably. A slight rise in new construction activity is facing good demand supported by low mortgage rates. Therefore, rents and prices will rise.

Interest shown by institutional investors in the Netherlands will remain at a very high level in view of the expected continuing favourable economic development. Strong demand will be focused on business centres where the greatest increases in prices are expected to occur. Rents will record another increase as demand will be met by a further tightening of available space.

Experts anticipate that development in the Swiss residential property market will not differ a great deal from 2016. Unchanging low interest rates will keep demand for residential property high as investors also view it as a safe capital investment. The pace of growth in purchase prices and rents will slow once again, although regional differences will remain intact. Thus, prices for condominiums and single-family houses are predicted to rise slightly in the German-speaking part of Switzerland, while the decline in prices seen in western Switzerland is expected to lose momentum.

Forecasts for the future development of the commercial and residential property markets in the USA are clouded by the unchanging difficulty of understanding the direction of the new president's policies. However, no notable changes are expected for now in the office properties market, although in the interim a few American markets, especially Denver, San Francisco, Silicon Valley and Dallas, could have reached the end of a phase of rising rents. A slight decline is expected in the volume of investments, albeit from a still high level. Forecasts for the housing market tend to see it weakening with rents and purchase prices rising at a slower pace. At the same time, the completion of new housing units will reach its peak in 2017 thereby raising the risk of apartments remaining vacant, especially in the higher-priced segment of the market.

#### DEVELOPMENT OF BUSINESS AT MÜNCHENER HYPOTHEKENBANK

Our new business planning for the 2017 business year foresees interest rates remaining at a low level, although they could, however, rise marginally. In addition we also anticipate high demand

for property financing in markets where we are present. As we noted in the previous chapter, we expect general economic conditions to be stable to favourable. Against this background we believe that our total new business performance will expand to some extent compared to the same figure for the year under review.

Our primary focus will remain on financing residential property in Germany via the banks within the Cooperative Financial Network – our key partners in this area of business. These banks have exceptional sales power and close relationships with their customers, two characteristics that have enabled them to steadily expand their market position in recent years. We anticipate that they will also grow faster than the market in the residential property financing sector in 2017. We will assist them by intensifying our sales support, in particular, and by further developing and optimising the brokerage process within the banking systems. These measures are intended to strengthen the perception of our partner banks as competent property financiers, thereby expanding the brokerage business.

We also want to intensify our collaboration with independent providers of financial services as well as with Swiss PostFinance. We plan to achieve a moderate increase in new business in both of these sales channels.

Our plans call for the volume of new commercial property financing business in 2017 to at least achieve the previous year's level. The prerequisites – unbroken investor interest and overall favourable conditions in our important markets – are in place for us to attain this goal. Furthermore, we intend to participate more heavily in domestic and international commercial property financing deals via the secondary market – and, in particular, again in the USA. Uncertainties are primarily due to the previously described political unknowns, which could make property investors more likely to act cautiously and hesitantly in 2017.

We expect that competition on the financing side of the commercial property business will remain tough in view of the predicted decline in the volume of transactions. As a result, both the pressure on margins and the willingness to accept greater risks will remain unchanged. We also believe that it is more likely that banks will be further burdened by regulatory requirements. These factors indicate that 2017 will again be a challenging year for the commercial property financing business. We will take these general conditions

into consideration and take further advantage of the existing latitude we have regarding prices, and concurrently examine the chances of adding new products to our range of offers. We want to strengthen our presence in foreign markets, while in Germany – which will remain the focal point of our financing activities – we will reinforce the support we provide to our foreign investors. Beyond this we will expand the syndication programme within the Cooperative Financial Network. This programme assists and encourages banks within the Cooperative Financial Network to join us in financing commercial property transactions, thereby enabling them, and MünchenerHyp, to participate in additional deals and bigger volumes of financing.

The objective of our lending business with the public-sector and banks will remain unchanged and primarily serve to control liquidity and cover pools.

Our refinancing needs in 2017 are estimated to amount to € 7 billion, and thereby will be above the previous year's volume. We anticipate that we will float two large volume issues. Beyond these activities our focus will again be on issuing non-euro denominated securities for the purpose of achieving matching currency refinancing for our international business activities, especially our collaboration with Swiss PostFinance.

We plan to accept customer deposits from the Volksbanken and Raiffeisenbanken as part of our efforts to expand our refinancing mix. A corresponding product that meets the interests of the Cooperative Financial Network is currently being developed and should be offered during the remainder of 2017.

We want to further expand our sustainability activities. As part of these efforts we are currently developing a sustainability loan that is focused on social aspects. In addition, we want to integrate sustainability criteria even more strongly into our loan processing.

We are aiming to achieve a moderate increase in net interest income from business operations in 2017. The stable development in our core markets offers us unchanging opportunities to once again expand our new business and thus our portfolio of mortgage loans.

This will continue to have an increasingly favourable effect on the Bank's performance. As a result, we anticipate that our earnings will improve again in 2017.

We anticipate that our administrative expenses will increase slightly in 2017. Nevertheless, we currently expect that our cost-income ratio will decline slightly.

Based on the currently available information, we expect that provisions for lending risks will develop stably.

In view of the anticipated favourable market conditions, we are confident that we will achieve our objectives for the 2017 business year and further expand our market position. We expect that our net income will exceed the previous year's level.

#### DISCLAIMER REGARDING FORWARD-LOOKING STATEMENTS

This Annual Report contains statements concerning future expectations and forecasts. These forward-looking statements, especially those pertaining to the development of MünchenerHyp's business and income, are based on our planned assumptions and estimates and are subject to risks and uncertainties. There are a number of factors that could affect our business and which are mainly beyond our sphere of influence. These include, above all, economic developments, the state and further development of the financial and capital markets in general and our refinancing conditions in particular, as well as unexpected defaults on the part of our borrowers. Therefore, the actual results and developments may vary from the assumptions that have been made today. For this reason they are only valid at the time this report was prepared.



MünchenerHyp



# Annual Statement of Accounts.





# ANNUAL STATEMENT OF ACCOUNTS

- 44 BALANCE SHEET
- 48 INCOME STATEMENT
- 50 STATEMENT OF DEVELOPMENT IN EQUITY  
CAPITAL AND CASH FLOW STATEMENT
- 54 NOTES
  
- 76 AUDITORS' REPORT
- 77 AFFIRMATION BY  
THE LEGAL REPRESENTATIVES
- 78 ANNEX TO ANNUAL FINANCIAL STATEMENTS  
PURSUANT TO ART. 26a PARA. 1 SENTENCE 2  
OF THE GERMAN BANKING ACT (KWG)
- 79 REPORT OF THE SUPERVISORY BOARD

# BALANCE SHEET, 31 DECEMBER 2016

ASSETS	31 Dec. 16	31 Dec. 15
	€	€ 000
<b>1. Cash reserve</b>		
a) Cash on hand	19,451.69	19
b) Balances with Central Banks	291,633,487.94	192,830
of which		
with Deutsche Bundesbank € 291,633,487.94		
	<b>291,652,939.63</b>	<b>192,849</b>
<b>2. Claims on banks</b>		
a) Mortgage loans	9,987,230.02	12,474
b) Public-sector loans	343,041,087.99	487,234
c) Other claims	2,626,198,742.15	2,996,192
of which		
payable on demand € 1,520,845,871.05		
	<b>2,979,227,060.16</b>	<b>3,495,900</b>
<b>3. Claims on customers</b>		
a) Mortgage loans	27,707,188,768.83	25,520,041
b) Public-sector loans	3,597,899,614.21	3,920,171
c) Other claims	46,626,763.18	81,800
	<b>31,351,715,146.22</b>	<b>29,522,012</b>
<b>4. Bonds and other fixed-income securities</b>		
a) Bonds and notes	2,936,256,125.47	3,965,197
aa) Public-sector issuers € 1,422,145,679.00		( 1,520,810 )
of which		
eligible as collateral for Deutsche Bundesbank advances € 1,315,063,832.09		
ab) Other issuers € 1,514,110,446.47		( 2,444,387 )
of which		
eligible as collateral for Deutsche Bundesbank advance € 1,397,684,028.27		
b) Own bonds and notes	600,000,000.00	600,052
Nominal value € 600,000,000.00		
	<b>3,536,256,125.47</b>	<b>4,565,249</b>
Carried forward	38,158,851,271.48	37,776,010

LIABILITIES, CAPITAL AND RESERVES	31 Dec. 16	31 Dec. 15
€	€	€ 000
<b>1. Liabilities to banks</b>		
a) Registered Mortgage Pfandbriefe issued	663,344,717.03	701,480
b) Registered Public Pfandbriefe issued	127,367,940.88	53,060
c) Other liabilities	3,815,153,642.26	4,140,742
of which		
payable on demand € 959,552,215.82		
	<b>4,605,866,300.17</b>	<b>4,895,282</b>
<b>2. Liabilities to customers</b>		
a) Registered Mortgage Pfandbriefe issued	8,782,708,499.35	8,201,248
b) Registered Public Pfandbriefe issued	2,710,773,304.67	2,961,674
c) Other liabilities	3,497,501,965.15	3,167,051
of which		
payable on demand € 22,997,526.52		
	<b>14,990,983,769.17</b>	<b>14,329,973</b>
<b>3. Certificated liabilities</b>		
a) Bonds issued	16,228,040,469.78	16,398,322
aa) Mortgage Pfandbriefe € 11,009,434,958.33		( 11,319,401 )
ab) Public Pfandbriefe € 1,968,997,194.28		( 2,096,045 )
ac) Other bonds and fixed-income securities € 3,249,608,317.17		( 2,982,876 )
b) Other certificated liabilities	699,617,972.62	566,854
of which		
Money market paper € 699,617,972.62		
	<b>16,927,658,442.40</b>	<b>16,965,176</b>
<b>4. Liabilities incurred as trustee</b>	<b>21,291.29</b>	<b>31</b>
of which		
loans € 21,291.29		
<b>5. Other liabilities</b>	<b>406,988,629.67</b>	<b>467,670</b>
Carried forward	36,931,518,432.70	36,658,132

ASSETS	31 Dec. 16		31 Dec. 15
	€	€	€ 000
Brought forward		38,158,851,271.48	37,776,010
<b>5. Equities and other variable-yield securities</b>		<b>12,335,826.08</b>	<b>13,065</b>
<b>6. Participations and shares in cooperatives</b>			
a) Participations	104,535,199.49		99,368
of which			
credit institutions € 22,955,936.29			
b) Shares in cooperatives	18,500.00		19
of which			
in credit cooperatives € 15,500.00			
		<b>104,553,699.49</b>	<b>99,387</b>
<b>7. Shares in affiliated companies</b>		<b>11,151,601.64</b>	<b>11,152</b>
<b>8. Assets held in trust</b>		<b>21,291.29</b>	<b>31</b>
of which			
loans € 21,291.29			
<b>9. Intangible assets</b>			
Concessions acquired for consideration, commercial rights and similar rights and values, as well as licenses to these rights and values	4,339,809.48		7,665
		<b>4,339,809.48</b>	<b>7,665</b>
<b>10. Tangible assets</b>		<b>71,090,038.37</b>	<b>71,728</b>
<b>11. Other assets</b>		<b>100,365,030.84</b>	<b>65,592</b>
<b>12. Deferred items</b>			
a) From issuing and lending business	46,284,880.46		53,622
b) Other	0.00		528
		<b>46,284,880.46</b>	<b>54,150</b>
<b>Total assets</b>		<b>38,508,993,449.13</b>	<b>38,098,780</b>

## LIABILITIES, CAPITAL AND RESERVES

	31 Dec. 16	31 Dec. 15
	€	€ 000
Brought forward	36,931,518,432.70	36,658,132
<b>6. Deferred items</b>		
From issuing and lending business	23,539,025.65	12,453
	<b>23,539,025.65</b>	<b>12,453</b>
<b>7. Provisions</b>		
a) Provisions for pensions and similar obligations	28,838,447.00	29,617
b) Provisions for taxes	30,000.00	5,756
c) Other provisions	30,075,545.00	25,123
	<b>58,943,992.00</b>	<b>60,496</b>
<b>8. Subordinated liabilities</b>	<b>156,200,000.00</b>	<b>156,200</b>
<b>9. Profit-participation certificates</b>	<b>6,135,502.57</b>	<b>6,136</b>
of which		
due in less than two years € 6,135,502.57		
<b>10. Fund for general banking risks</b>	<b>30,000,000.00</b>	<b>23,000</b>
<b>11. Capital and reserves</b>		
a) Subscribed capital	986,710,227.92	876,083
aa) Members' capital contributions € 955,961,431.48		( 705,334 )
ab) Silent participations € 30,748,796.44		( 170,749 )
b) Revenue reserves	290,500,000.00	283,838
ba) Legal reserve € 286,000,000.00		( 282,304 )
bb) Other revenue reserves € 4,500,000.00		( 1,534 )
c) Unappropriated profit	25,446,268.29	22,442
	<b>1,302,656,496.21</b>	<b>1,182,363</b>
<b>Total liabilities, capital and reserves</b>	<b>38,508,993,449.13</b>	<b>38,098,780</b>
<b>1. Contingent liabilities</b>		
Contingent liability on guarantees and indemnities	252,203.90	4,312
<b>2. Other commitments</b>		
Irrevocable loan commitments	3,223,167,519.46	3,199,516

# INCOME STATEMENT

## FOR THE YEAR ENDED 31 DECEMBER 2016

	€	€	1 Jan. to 31 Dec. 16 €	1 Jan. to 31 Dec. 15 € 000
<b>1. Interest income from</b>			<b>1,066,816,047.10</b>	<b>1,133,488</b>
a) Lending and money market operations		976,719,460.13		1,017,157
b) Fixed-income securities and government debt register claims		90,096,586.97		116,331
<b>2. Interest expenses</b>			<b>836,214,582.96</b>	<b>915,597</b>
<b>3. Current income from</b>			<b>2,615,235.41</b>	<b>3,512</b>
a) Shares and other non-fixed income securities		112,000.00		0
b) Participating interests and shares in cooperatives		2,103,235.41		2,972
c) Investments in affiliated companies		400,000.00		540
<b>4. Income from profit-pooling, profit transfer or partial profit transfer agreements</b>			<b>215,798.33</b>	<b>144</b>
<b>5. Commission received</b>			<b>8,204,152.44</b>	<b>8,886</b>
<b>6. Commission paid</b>			<b>82,399,473.04</b>	<b>75,724</b>
<b>7. Other operating income</b>			<b>855,169.23</b>	<b>1,626</b>
<b>8. General administrative expenses</b>			<b>86,070,689.79</b>	<b>82,397</b>
a) Personnel expenses		43,945,839.58		42,573
aa) Wages and salaries	37,667,024.67			(35,422)
ab) Social security contributions and cost of pensions and other benefits of which for pensions € 979,370.50	6,278,814.91			(7,151) (1,969)
b) Other administrative expenses		42,124,850.21		39,824
<b>9. Depreciation and write-downs of intangible and tangible assets</b>			<b>6,167,924.92</b>	<b>6,548</b>
<b>10. Other operating expenses</b>			<b>4,387,702.61</b>	<b>5,989</b>
<b>11. Write-downs on and adjustments to claims and certain securities and additions to provisions for possible loan losses</b>			<b>7,844,544.32</b>	<b>11,335</b>
<b>12. Income from reversals of write-downs on participating interests, shares in affiliated companies and securities treated as fixed assets</b>			<b>11,694,097.70</b>	<b>6,219</b>
<b>13. Results from ordinary business activities</b>			<b>67,315,582.57</b>	<b>56,285</b>
<b>14. Taxes on revenue and income</b>			<b>28,379,097.81</b>	<b>25,696</b>
<b>15. Allocation to fund for general banking risks</b>			<b>7,000,000.00</b>	<b>8,350</b>
<b>16. Net income</b>			<b>31,936,484.76</b>	<b>22,239</b>
<b>17. Retained earnings brought forward from previous year</b>			<b>171,442.78</b>	<b>203</b>
<b>18. Allocation to revenue reserves</b>			<b>6,661,659.25</b>	<b>0</b>
a) Legal reserve		3,695,534.89		0
b) Other revenue reserves		2,966,124.36		0
<b>19. Unappropriated profit</b>			<b>25,446,268.29</b>	<b>22,442</b>

# STATEMENT OF DEVELOPMENT IN EQUITY CAPITAL AND CASH FLOW STATEMENT

## STATEMENT OF DEVELOPMENT IN EQUITY CAPITAL FOR 2016

	Subscribed capital		Revenue reserves	Unappropriated profit	Total capital and reserves
	Members' capital contributions	Silent participations			
	€ 000	€ 000	€ 000	€ 000	€ 000
Capital and reserves as at 01.01.2015	667,342	275,899	283,838	16,347	1,243,426
Net change in capital	37,992	-105,150	0	0	-67,158
Dividends paid	0	0	0	16,144	16,144
Net income	0	0	0	22,239	22,239
Capital and reserves as at 31.12.2015	705,334	170,749	283,838	22,442	1,182,363
Net change in capital	250,627	-140,000	0	0	110,627
Dividends paid	0	0	0	22,270	22,270
Net income	0	0	6,662	25,274	31,936
Capital and reserves as at 31.12.2016	955,961	30,749	290,500	25,446	1,302,656



## CASH FLOW STATEMENT FOR 2016

		31 Dec. 16 in € millions
1.	Profit for the period	31.9
2.	Depreciation, amortisation and write-downs of and valuation allowances on receivables and items of fixed assets/reversals of such write-downs and valuation allowances	38.5
3.	Increase/decrease in provisions	-1.6
4.	Other non-cash expenses/income	-0.4
5.	Gain/loss on disposal of fixed assets	11.7
6.	Other adjustments (net)	0.0
7.	Increase/decrease in receivables from credit institutions	501.6
8.	Increase/decrease in receivables from customers	-1,839.2
9.	Increase/decrease in securities (unless classified as long term financial assets)	63.8
10.	Increase/decrease in other assets relating to operating activities	11.4
11.	Increase/decrease in liabilities to credit institutions	-280.1
12.	Increase/decrease in liabilities to customers	672.0
13.	Increase/decrease in securitised liabilities	-11.6
14.	Increase/decrease in other liabilities relating operating activities	-343.3
15.	Interest expense/Interest income	-273.0
16.	Income tax expense/income	3.5
17.	Interest and dividend payments received	598.7
18.	Interest paid	-92.5
19.	Income taxes paid	-31.9
<b>20.</b>	<b>Cash flows from operating activities (total of lines 1 to 19)</b>	<b>-940.4</b>
21.	Proceeds from disposal of long-term financial assets	1,047.5
22.	Payments to acquire long-term financial assets	-94.3
23.	Proceeds from disposal of tangible fixed assets	0.0
24.	Payments to acquire tangible fixed assets	-1.3
25.	Proceeds from disposal of intangible fixed assets	0.0
26.	Payments to acquire intangible fixed assets	-0.9
<b>27.</b>	<b>Cash flows from investing activities (total of lines 21 to 26)</b>	<b>951.0</b>
28.	Proceeds from capital contributions	250.6
29.	Dividends paid to shareholders	-22.3
30.	Changes in cash funds relating to other capital (net)	-140.0
<b>31.</b>	<b>Cash flows from financing activities (total of lines 28 to 30)</b>	<b>88.3</b>
32.	Net change in cash funds	98.9
33.	Effect on cash funds of exchange rate movements and remeasurements	0.0
34.	Cash funds at beginning of period	192.8
<b>35.</b>	<b>Cash funds at end of period (total of lines 32 to 34)</b>	<b>291.7</b>

---

Notes.



# NOTES 2016

## GENERAL INFORMATION ON ACCOUNTING POLICIES

The Münchener Hypothekenbank eG annual financial statement as of December 31, 2016 was prepared in accordance with the provisions of the German Commercial Code (HGB), in conjunction with the accounting regulation for banks and financial service institutions (RechKredV), and in accordance with the rules contained in the Cooperatives Act (GenG) and the Pfandbrief Act (PfandBG).

All claims are stated at nominal amounts in accordance with Art. 340e (2) of the German Commercial Code. The difference between the amounts disbursed and the nominal amount is shown under deferred items. All identifiable individual credit risks are covered by specific value adjustments and provisions set up against claims for repayment of principal and payment of interest. Contingent risks are covered by general value adjustments. In addition, contingency reserves were formed pursuant to Art. 340f of the German Commercial Code.

Securities held in the liquidity portfolio are strictly valued at the lower of cost or market principle. The present value corresponds to the current exchange or market price.

Securities held as fixed assets, which were mainly acquired as cover for Public Pfandbriefe and for other coverage purposes, are valued at their cost of purchase. Discounts and premiums are recognised as interest income or expense over the residual life of the securities. Securities associated with swap agreements are valued together with these agreements as a single item. To the extent that derivatives are used to hedge risks they are not valued individually. As in the previous year, securities held as fixed assets in the business year, and which were not subject to a sustained decrease in value, are valued in accordance with the modified lower of cost or market principle. In cases involving securities treated as fixed assets where a permanent decrease in value is anticipated, the write-down to the fair value takes place on the balance sheet date.

Borrowed securities do not appear on the balance sheet.

In accordance with the rules pertaining to the valuation of fixed assets, participations and holdings in affiliated companies are valued at their cost of purchase. Depreciation is taken on those assets where the reduction in value is expected to be long-term. Participations of current assets are shown under the item "Other assets".

Intangible assets and tangible assets are valued at cost or production costs less accumulated depreciation. Planned depreciation was taken in accordance with normal useful lifetimes. Minor value assets were treated in accordance with tax rules.

Existing deferred taxes arising due to temporary differences between values calculated for trading and tax purposes are cleared. A backlog of deferred tax assets is not recorded in the balance sheet.

Liabilities are shown at their settlement value. Zero bonds are carried in the accounts at the issuing price plus earned interest based on the yield at the time of purchase in accordance with the issuing conditions. The difference between the nominal amount of liabilities and the amount disbursed is shown under deferred items. Based on the principles of prudent business practice, provisions have been made for uncertain liabilities in the amount of settlement value of these liabilities. Provisions with a remaining term of more than one year were discounted using the commensurate average rate of market interest rates. Provisions made for pension obligations are calculated based on the Projected Unit Credit Method, a discount rate of 4.01 percent and a 2.5 percent rate of salary growth, as well as a 2.0 percent rate of pension growth. The calculation is made on the basis of "Guideline tables 2005 G" prepared by Prof. Klaus Heubeck. In accordance with the terms of Art. 253 (2) of the German Commercial Code the average market rate of interest of the last 10 business years (previous year: last 7 business years ) is used for discount purposes with an assumed remaining term to maturity of 15 years.

Per the terms of Art. 256a of the German Commercial Code, monetary assets and liabilities denoted in foreign currencies are translated at the European Central Bank's exchange rate valid on the balance sheet date. Income realised from the translation of particularly covered foreign currency positions is carried under net interest income. Costs and income are valued at the individual daily exchange rate.

Negative interest on financial assets or financial liabilities has been deducted from the related interest income items or interest expense items shown on the Income Statement.

## NOTES TO THE BALANCE SHEET INCOME STATEMENT

### MATURITY ANALYSIS BY RESIDUAL TERM ASSETS

	31 Dec. 16 € 000	31 Dec. 15 € 000
<b>Claims on banks</b>	2,979,227	3,495,900
≤ Three months	2,632,845	2,933,728
> Three months ≤ one year	111,939	139,437
> One year ≤ five years	126,716	312,809
> Five years	107,727	109,926
<b>Claims on customers</b>	31,351,715	29,522,012
≤ Three months	650,678	685,843
> Three months ≤ one year	1,422,099	1,436,722
> One year ≤ five years	7,177,370	7,226,919
> Five years	22,101,568	20,172,528
<b>Bonds and other fixed-income securities ≤ one year</b>	442,686	666,572

### LIABILITIES, CAPITAL AND RESERVES

	31 Dec. 16 € 000	31 Dec. 15 € 000
<b>Liabilities to banks</b>	4,605,866	4,895,282
≤ Three months	1,680,548	1,759,064
> Three months ≤ one year	407,394	610,009
> One year ≤ five years	1,343,252	1,355,591
> Five years	1,174,673	1,170,618
<b>Liabilities to customers</b>	14,990,984	14,329,973
≤ Three months	997,271	709,817
> Three months ≤ one year	620,000	669,750
> One year ≤ five years	1,800,069	1,766,045
> Five years	11,573,644	11,184,361
<b>Certificated liabilities</b>	16,927,658	16,965,176
Bonds issued		
≤ Three months	391,464	1,416,388
> Three months ≤ one year	1,835,424	1,366,153
> One year ≤ five years	8,477,652	7,163,781
> Five years	5,523,500	6,452,000
Other certificated liabilities		
≤ Three months	286,495	232,982
> Three months ≤ one year	413,123	333,872

### CLAIMS ON AND LIABILITIES TO COMPANIES IN WHICH PARTICIPATING INTERESTS ARE HELD

	31 Dec. 16 € 000	31 Dec. 15 € 000
<b>Claims on</b>		
Banks	802,065	28,799
Customers	0	0
<b>Liabilities to</b>		
Banks	296,904	150,575
Customers	0	0

### CLAIMS ON AND LIABILITIES TO AFFILIATED COMPANIES

	31 Dec. 16 € 000	31 Dec. 15 € 000
Claims on customers	718	733
Liabilities to customers	6	6

### SECURITIES MARKETABLE ON THE STOCK EXCHANGE

Asset category	31 Dec. 16 € 000		31 Dec. 15 € 000	
	listed	unlisted	listed	unlisted
Bonds and other fixed-income securities	2,720,214	173,269	3,715,210	191,723
Shares and other non-fixed-income securities	8,050	0	8,070	0
Participations	0	7,916	0	2,750

### SUBORDINATED ASSETS

	31 Dec. 16 € 000	31 Dec. 15 € 000
Bonds and other fixed-income securities	22,400	22,400
Shares and other non-fixed-income securities	8,050	8,070

### TRADING BOOK

As at 31.12.2016 the portfolio contained no financial instruments used in the trading book. During the year under review no changes were made to the Bank's internal criteria for including financial instruments in the trading portfolio.

## DEVELOPMENT OF FIXED ASSETS

	Acquisition and production costs	Changes total +/- *)											Net book value on 31 Dec. 16	Net book value on 31 Dec. 15
<b>Bonds and other fixed-income securities</b>	3,945,223	-1,008,967											2,936,256	3,945,223
<b>Shares and other non fixed-income securities</b>	8,070	-20											8,050	8,070
<b>Participations and shares in cooperatives</b>	99,387	5,167											104,554	99,387
<b>Shares in affiliated companies</b>	11,152	0											11,152	11,152
	Acquisition and production costs at start of business year	Additions during business year	Disposals during business year	Transfers during business year	Acquisition and production costs at end of business year	Accumulated depreciation at start of business year	Depreciation during business year	Additions during business year	Changes in legal depreciation taken related to			Accumulated depreciation at end of business year	Net book value on 31 Dec. 16	Net book value on 31 Dec. 15
	€ 000	€ 000	€ 000	€ 000	€ 000	€ 000	€ 000	€ 000	Additions	Disposals	Transfers	€ 000	€ 000	€ 000
<b>Intangible assets</b>	37,969	876	6,263	0	32,582	30,304	4,201	0	0	6,263	0	28,242	4,340	7,665
Concessions acquired for consideration, commercial rights and similar rights and values, as well as licenses to these rights and values	37,969	876	6,263	0	32,582	30,304	4,201	0	0	6,263	0	28,242	4,340	7,665
<b>Tangible assets</b>	104,058	1,342	6,735	0	98,665	32,330	1,966	0	0	6,721	0	27,575	71,090	71,728

\*) The Bank has exercised the option, available under Art. 34 (3) of the accounting regulation for banks and financial services institutions, to combine certain items.

As of the balance sheet date there was no indication that the present value of the Bank's participations and capital holdings at cooperatives, holdings in affiliated companies, as well as the value of shares and other non-fixed-income securities was less than their book values. The item "Bonds and other fixed-income securities" includes securities with a book value of € 1,086,213 (thousand) (previous year € 1,890,324 (thousand)) exceeding the present value of € 1,075,049 (thousand) (previous year € 1,868,108 (thousand)). To the extent that these securities are associated with a swap transaction, they are valued together with the transaction as a single item.

Securities held as fixed assets in the business year, and which are not expected to be subject to a permanent impairment in value, are valued in accordance with the moderated lower of cost or market principle. In light of our intention to hold these securities until they mature, we generally assume that market price-related decreases in value will not become effective and that securities will be repaid in full at their nominal value at maturity.

**SHAREHOLDINGS**

	Percentage of capital held	Equity in € 000	Profit/Loss in € 000
M-Wert GmbH, Munich*	100.00	422	260
Immobilien-service GmbH der Münchener Hypothekenbank eG (M-Service), Munich (profit transfer agreement)**	100.00	509	216
Nußbaumstrasse GmbH & Co. KG, Munich*	100.00	11,218	259

\* Annual financial statements 2015, \*\* Annual financial statements 2016

**TRUST TRANSACTIONS**

	31 Dec. 16 € 000	31 Dec. 15 € 000
Assets held in trusts		
Claims on customers	21	31
Liabilities incurred as trustee		
Liabilities to banks	21	31

**TANGIBLE ASSETS**

The portion of the total value attributable to the land and buildings used by the Bank is € 58,772 (thousand) (previous year € 59,730 (thousand)), and of plant and office equipment € 2,340 (thousand) (previous year € 1,831 (thousand)).

**OTHER ASSETS**

The item "Other assets" includes deferred items of € 36,222 (thousand) related to the derivative business, and € 46,032 (thousand) in commissions for mortgage loans that will be paid after the balance sheet date. In addition, this item also includes a participation held for sale recorded at € 6,326 (thousand) and tax claims of € 3,539 (thousand). Furthermore, this item also includes € 5,732 (thousand) in cash collateral pledged within the framework of the banking levy.



**DEFERRED ITEMS FROM THE ISSUING AND LOAN BUSINESS**

	31 Dec. 16 € 000	31 Dec. 15 € 000
Assets side 12.		
Discount from liabilities	41,224	47,379
Premium from claims	5,061	6,242
Other deferred charges	0	528
Liabilities side 6.		
Premium from liabilities	18,911	6,581
Discount from claims	4,623	5,856
Other deferred income	6	16

**DEFERRED TAXES**

Deferred tax liabilities mainly result from the low valuation of bank buildings taken for tax purposes. Deferred tax assets arise from provisions made for pensions, and the different methods used to value premiums from swap options that were exercised. The remaining backlog of deferred tax assets arising after clearing is not recorded in the balance sheet.

**ASSETS PLEDGED TO SECURE LIABILITIES**

Within the framework of open market deals with the European Central Bank, securities valued at € 500,000 (thousand) (previous year € 691,000 (thousand)) were pledged as collateral to secure the same amount of liabilities. The book value of the pledged assets (genuine repurchase agreements) was € 0 (previous year € 22,580 (thousand)). Within the framework of security arrangements for derivative transactions, cash collateral of € 2,231,773 (thousand) (previous year € 2,407,190 (thousand)) was provided. Securities valued at € 14,588 (thousand) (previous year € 14,068 (thousand)) were pledged to secure pension obligations and requirements of the partial retirement model for older employees. Securities valued at € 18,000 (thousand) (previous year € 30,000 (thousand)) were pledged to secure financial aid obligations within the framework of a Contractual Trust Arrangement (CTA). Pursuant to Art. 12 para. 5 of the Restructuring Fund Act (Restrukturierungsfondsgesetz – RStruktFG) € 5,732 (thousand) in cash collateral has been pledged.

**OTHER LIABILITIES**

The item "Other liabilities" consists of € 337,210 (thousand) for deferred items and adjustment items for valuation of foreign currency items, and € 65,752 (thousand) related to derivative transactions as well as, above all, liabilities valued at € 2,548 (thousand) for accrued interest related to silent participations.

**PROVISIONS**

The period under review used for defining the average market rate of interest used to calculate provisions for pension obligations was increased from 7 to 10 years. The conversion resulted in a positive contribution to income of € 2,789 (thousand), which is barred from being distributed.

### SUBORDINATED LIABILITIES

Subordinated liabilities incurred interest expenses of € 8,704 (thousand) (previous year € 8,720 (thousand)). Subordinated liabilities which individually exceed 10 percent of the overall statement amount to:

Nominal amount	Currency	Interest rate	Maturity date
20,000,000.00	Euro	6.02 %	20.03.2018

The instruments comply with the provisions of Art. 63 of the Capital Requirements Regulation (CRR).

Premature repayment obligations are excluded in all cases. The conversion of these funds into capital or other forms of debt has not been agreed upon nor is foreseen. Reporting on the balance sheet is shown at nominal value.

### PROFIT-PARTICIPATION CAPITAL

Profit-participation capital in the nominal amount of € 6,136 (thousand) (previous year € 6,136 (thousand)) includes four profit-participation certificates bearing fixed rates of interest. It fulfils the requirements of Art. 63 CRR with a value of € 6,136 (thousand) (previous year € 6,136 (thousand)).

### MEMBERS' CAPITAL CONTRIBUTIONS

Members' capital contributions disclosed under capital and reserves item 11aa) consisted of:

	31 Dec. 16 €	31 Dec. 15 €
Capital contributions	955,961,431.48	705,334,408.43
a) of remaining members	952,925,251.48	698,260,278.43
b) of former members	2,770,880.00	6,689,410.00
c) in respect of shares under notice	265,300.00	384,720.00
Outstanding obligatory payments in respect of shares	8.52	11.57

### SILENT PARTICIPATIONS

Fifteen silent participations in the amount of € 30,749 thousand (previous year € 170,749 (thousand)) bearing fixed rates of interest incurred expenses of € 5,643 (thousand) (previous year € 16,418 (thousand)).

### DETAILS OF REVENUE RESERVES

	Legal reserve € 000	Other revenue reserves € 000
01 Jan. 2016	282,304	1,534
Transfer from 2015 retained earnings	0	0
Transfer from 2016 net income	3,696	2,966
31 Dec. 2016	286,000	4,500

The increase in the assessment period used for defining the average discount rate from 7 to 10 years resulted in a positive contribution to income of 2,789 (thousand), which is barred from being distributed and is included under the item "Other revenue reserves".

## FOREIGN CURRENCY ITEMS

	31 Dec. 16 € 000	31 Dec. 15 € 000
Assets side	5,190,695	5,164,059
Liabilities side	2,226,003	1,576,123
Contingent liabilities and other obligations	323,732	288,270

## OTHER OBLIGATIONS

The irrevocable loan commitments contained in this item consist almost solely of mortgage loan commitments made to customers. It is anticipated that the irrevocable loan commitments will be drawn down. Against the background of the ongoing monitoring of loans, the probable need to create provisions for risks related to contingent obligations and other obligations is viewed as minor.

## OTHER OPERATING EXPENSES

This item contains expenses arising from adding interest effects of € 1,643 (thousand) (previous year € 4,239 (thousand)) for established provisions.

## FORWARD TRADES AND DERIVATIVES

The following derivative transactions were made to hedge swings in interest rates or hedge against exchange rate risks. These figures do not include derivatives embedded in underlying basic transactions stated on the balance sheet.

### Nominal amounts (in millions of €)

	Residual term ≤ one year	Residual term > one year ≤ five years	Residual term > five years	Total	Fair value at balance sheet date*) neg. (-)
<b>Interest-Rate-Related Transaction</b>					
Interest rate swaps	5,103	16,909	41,872	63,884	-911
Interest rate options					
- Calls	8	62	306	376	31
- Puts	35	110	8	153	-1
Other interest rate contracts	250	100	2,730	3,080	-51
<b>Currency-Related Transactions</b>					
Cross-currency swaps	992	1,891	1,588	4,471	-327
Currency swaps	311	0	0	311	-2

\*) Valuation methods:

Interest rate swaps are valued using the present value method based on the current interest rate curve at the balance sheet date. In doing so the cash flows are discounted using market interest rates appropriate for the related risks and remaining terms to maturity, interest that has been accrued but not yet paid is not taken into consideration. This approach is known as "clean price" valuation.

The value of options is calculated using option price models and generally accepted basic assumptions. In general, the particular value of an option is calculated using the price of the underlying value, its volatility, the agreed strike price, a risk-free interest rate, and the remaining term to the expiration date of the option.

The derivative financial instruments noted involve premiums stemming from option trades in the amount of € 24.4 million (previous year € 2.9 million) which are carried under the balance sheet item "Other assets".

Interest attributable to derivative deals is carried under the balance sheet items "Claims on banks" with € 348.2 million (previous year € 363.0 million) and "Liabilities to banks" with € 399.2 million (previous year € 409.0 million). The accrual of compensatory payments made is entered under "Other assets" with € 11.8 million (previous year € 9.3 million); the accrual of compensatory payments received is entered under "Other liabilities" with € 65.8 million (previous year € 86.1 million).

Compensatory items in the amount of € 337.2 million (previous year € 372.8 million) related to the valuation of foreign currency swaps are carried under the balance sheet item "Other liabilities".

The counterparties are primarily banks and insurance companies located in OECD countries, as well as separate funds under public law in Germany.

Hedging arrangements were made to reduce credit risks associated with these contracts. Within the framework of these arrangements collateral was provided for the net claims/liabilities arising after the positions were netted.

In the context of the Bank's hedging positions, € 2,565 million (previous year € 3,258 million) in balance sheet hedging positions were designated in accounting to hedge interest rate risks associated with securities carried on the balance sheet under "Bonds and other fixed-income securities". It may be assumed that the effectiveness of the hedging positions will remain unchanged over the entire term of the transaction as conditions of the securities correspond to those of the hedging derivatives. Offsetting changes in value are not shown in the balance sheet; uncovered risks are treated in accordance with standard valuation principles. The total amount of offsetting value changes for all valuation units amounted to € 234 million.

Interest-based finance instruments carried in the banking book are valued without losses within the framework of an overall valuation, whereby the interest rate driven present values are compared to the book values and then deducted from the positive surplus of the risk and portfolio management expenses. In the event of a negative result a provision for contingent risks has to be made. A related provision did not have to be made based on the results of the calculation made on 31.12.2016.

As on the date of record the portfolio contained no derivatives used in the trading book.

**COVER STATEMENT FOR PFANDBRIEFE****A. MORTGAGE PFANDBRIEFE**

	31 Dec. 16 € 000	31 Dec. 15 € 000
Ordinary cover assets	21,956,884	20,646,017
1. Claims on banks (mortgage loans)	9,891	12,209
2. Claims on customers (mortgage loans)	21,894,529	20,581,344
3. Tangible assets (charges on land owned by the Bank)	52,464	52,464
Substitute cover assets	546,150	1,226,150
1. Other claims on banks	0	150,000
2. Bonds and other fixed-income securities	546,150	1,076,150
Total cover	22,503,034	21,872,167
Total Mortgage Pfandbriefe requiring cover	20,255,026	19,995,260
Surplus cover	2,248,008	1,876,907

**B. PUBLIC PFANDBRIEFE**

	31 Dec. 16 € 000	31 Dec. 15 € 000
Ordinary cover assets	4,684,426	4,945,872
1. Claims on banks (public-sector loans)	313,565	448,791
2. Claims on customers (public-sector loans)	3,510,844	3,824,765
3. Bonds and other fixed-income securities	860,017	672,316
Substitute cover assets	162,000	142,000
1. Other claims on banks	0	0
2. Bonds and other fixed-income securities	162,000	142,000
Total cover	4,846,426	5,087,872
Total public-sector Pfandbriefe requiring cover	4,727,245	5,023,284
Surplus cover	119,181	64,588

## PUBLICATION IN ACCORDANCE WITH SECTION 28 PFANDBRIEF ACT

## MORTGAGE PFANDBRIEFE OUTSTANDING AND THEIR COVER

	Nominal value		Net present value		Risk-adjusted net present value*	
	31 Dec. 16	31 Dec. 15	31 Dec. 16	31 Dec. 15	31 Dec. 16	31 Dec. 15
	€ 000	€ 000	€ 000	€ 000	€ 000	€ 000
Mortgage Pfandbriefe	20,255,026	19,995,260	22,646,023	21,989,138	24,395,461	24,106,160
Cover pool	22,503,034	21,872,167	26,273,687	25,482,684	27,242,803	26,141,128
of which						
further cover assets	546,150	1,226,150	675,762	1,388,321	709,799	1,450,866
<b>Over-collateralisation</b>	<b>2,248,008</b>	<b>1,876,907</b>	<b>3,627,664</b>	<b>3,493,546</b>	<b>2,847,342</b>	<b>2,034,968</b>

\* Pursuant to Section. 5 (1) no 1 of the Pfandbrief-Net Present Value Directive (PfandBarwertV), the dynamic approach was used to calculate the present value of risk.

	Maturity structure			
	31 Dec. 16		31 Dec. 15	
	Mortgage Pfandbriefe	Cover pool	Mortgage Pfandbriefe	Cover pool
Residual term	€ 000	€ 000	€ 000	€ 000
≤ 0.5 year	166,300	612,471	1,907,156	788,580
> 0.5 year and ≤ 1 year	428,665	956,306	320,301	1,139,729
> 1 year and ≤ 1.5 years	625,632	892,337	183,675	1,098,286
> 1.5 years and ≤ 2 years	625,807	913,146	423,167	1,031,850
> 2 years and ≤ 3 years	1,882,951	1,733,514	706,858	1,853,617
> 3 years and ≤ 4 years	1,232,044	1,755,273	1,322,552	1,686,375
> 4 years and ≤ 5 years	1,337,505	1,725,852	1,230,551	1,803,812
> 5 years and ≤ 10 years	4,716,707	8,368,874	5,016,425	7,915,301
> 10 years	9,239,415	5,545,261	8,884,575	4,554,617

**FURTHER COVER ASSETS IN ACCORDANCE WITH SECTION 19 (1) NO 2 AND 3 PFANDBRIEF ACT**

	31 Dec. 16				31 Dec. 15			
	Total	thereof		Bonds in accordance with section 19 (1) no 3	Total	thereof		Bonds in accordance with section 19 (1) no 3
		money claims in accordance with section 19 (1) no 2				money claims in accordance with section 19 (1) no 2		
		Overall	thereof			Overall	thereof	
	Covered bonds from banks in accordance with Article 129 Regulation (EU) no 575/2013		Covered bonds from banks in accordance with Article 129 Regulation (EU) no 575/2013					
	€ 000	€ 000	€ 000	€ 000	€ 000	€ 000	€ 000	€ 000
Germany	250,000	0	0	250,000	814,000	150,000	0	664,000
Belgium	38,000	0	0	38,000	38,000	0	0	38,000
Finland	75,000	0	0	75,000	0	0	0	0
France	160,000	0	0	160,000	160,000	0	0	160,000
Austria	23,150	0	0	23,150	101,150	0	0	101,150
EU institutions	0	0	0	0	113,000	0	0	113,000
<b>Total – all states</b>	<b>546,150</b>	<b>0</b>	<b>0</b>	<b>546,150</b>	<b>1,226,150</b>	<b>150,000</b>	<b>0</b>	<b>1,076,150</b>

## KEY FIGURES FOR PFANDBRIEFE OUTSTANDING AND THEIR COVER

		31 Dec. 16	31 Dec. 15
Outstanding Mortgage Pfandbriefe	€ 000	20,255,026	19,995,260
thereof share of fixed-rate Pfandbriefe section 28 (1) no 9	%	90	88

		31 Dec. 16	31 Dec. 15
Cover pool	€ 000	22,503,034	21,872,167
thereof total amount of claims, which exceed the limits laid down in section 13 (1) section 28 (1) no 7	€ 000	0	0
thereof total amount of claims, which exceed the limits laid down in section 19 (1) no 2 section 28 (1) no 8	€ 000	0	0
thereof total amount of claims, which exceed the limits laid down in section 19 (1) no 3 section 28 (1) no 8	€ 000	0	0
thereof share of fixed-rate Cover pool section 28 (1) no 9	%	98	97
Net present value pursuant to section 6 Pfandbrief-Net Present Value Regulation for each foreign currency in EUR section 28 (1) no 10 (Net Total)	USD (€ 000)	-576,781	77,802
	GBP (€ 000)	-59,535	-173,334
	CHF (€ 000)	2,563,904	2,569,798
Volume-weighted average of the maturity that has passed since the loan was granted (seasoning) section 28 (1) no 11	Years	5	5
Average loan-to-value ratio using the mortgage lending value section 28 (2) no 3	%	51	51

## MORTGAGE LOANS USED AS COVER FOR MORTGAGE PFANDBRIEFE

## A. ACCORDING TO THEIR AMOUNTS IN TRANCHES

	31 Dec. 16 € 000	31 Dec. 15 € 000
up to € 300.000	14,547,243	13,488,641
more than € 300.000 up to 1m euros	2,376,801	2,170,321
more than 1m euros up to 10m euros	1,932,359	1,948,675
more than 10m euros	3,100,481	2,985,916
<b>Total</b>	<b>21,956,884</b>	<b>20,593,553</b>



## B. ACCORDING TO STATES IN WHICH THE REAL PROPERTY IS LOCATED AND TO PROPERTY TYPE

		Residential							Commercial						
		Total	Total	Apartments	Single and two-family houses	Multi-family houses	Buildings under construction	Building land	Total	Office buildings	Retail buildings	Industrial-buildings	Other commercially used buildings	Buildings under construction	Building land
		€ 000	€ 000	€ 000	€ 000	€ 000	€ 000	€ 000	€ 000	€ 000	€ 000	€ 000	€ 000	€ 000	€ 000
<b>Germany</b>	31 Dec. 16	17,881,893	15,956,163	2,156,518	9,682,670	4,090,572	25,821	582	1,925,730	1,218,269	550,479	16,413	140,207	117	245
	31 Dec. 15	16,643,590	14,831,397	1,977,930	8,734,411	4,086,529	31,763	764	1,812,193	1,033,683	606,048	24,481	147,576	146	259
<b>Belgium</b>	31 Dec. 16	9,576	0	0	0	0	0	0	9,576	9,576	0	0	0	0	0
	31 Dec. 15	5,508	0	0	0	0	0	0	5,508	5,508	0	0	0	0	0
<b>France</b>	31 Dec. 16	155,285	7,440	0	0	7,440	0	0	147,845	135,070	12,775	0	0	0	0
	31 Dec. 15	164,710	14,160	0	0	14,160	0	0	150,550	132,610	17,940	0	0	0	0
<b>Great Britain</b>	31 Dec. 16	190,712	0	0	0	0	0	0	190,712	102,223	60,338	0	28,151	0	0
	31 Dec. 15	222,487	0	0	0	0	0	0	222,487	145,176	44,472	0	32,839	0	0
<b>Luxembourg</b>	31 Dec. 16	46,586	0	0	0	0	0	0	46,586	46,586	0	0	0	0	0
	31 Dec. 15	46,586	0	0	0	0	0	0	46,586	46,586	0	0	0	0	0
<b>The Netherlands</b>	31 Dec. 16	214,400	85,794	0	0	85,794	0	0	128,606	109,442	16,374	0	2,790	0	0
	31 Dec. 15	129,902	19,728	0	0	19,728	0	0	110,174	100,424	6,900	0	2,850	0	0
<b>Austria</b>	31 Dec. 16	113,844	5	0	5	0	0	0	113,839	20,940	92,899	0	0	0	0
	31 Dec. 15	73,702	6	0	6	0	0	0	73,696	20,940	52,756	0	0	0	0
<b>Spain</b>	31 Dec. 16	142,066	0	0	0	0	0	0	142,066	16,422	125,644	0	0	0	0
	31 Dec. 15	126,329	0	0	0	0	0	0	126,329	9,882	82,829	0	33,618	0	0
<b>Switzerland</b>	31 Dec. 16	3,045,419	3,045,419	989,528	2,055,891	0	0	0	0	0	0	0	0	0	0
	31 Dec. 15	2,937,105	2,937,105	932,542	2,004,563	0	0	0	0	0	0	0	0	0	0
<b>USA</b>	31 Dec. 16	157,103	0	0	0	0	0	0	157,103	130,716	26,387	0	0	0	0
	31 Dec. 15	243,634	0	0	0	0	0	0	243,634	218,525	25,109	0	0	0	0
<b>Total -all states</b>	31 Dec. 16	21,956,884	19,094,821	3,146,046	11,738,566	4,183,806	25,821	582	2,862,063	1,789,244	884,896	16,413	171,148	117	245
	31 Dec. 15	20,593,553	17,802,396	2,910,472	10,738,980	4,120,417	31,763	764	2,791,157	1,713,334	836,054	24,481	216,883	146	259

## PAYMENTS IN ARREARS ON COVERING MORTGAGES

	31 Dec. 16		31 Dec. 15	
	Total amount of payments in arrears for at least 90 days	Total amount of these claims inasmuch as the respective amount in arrears is at least 5 percent of the claim	Total amount of payments in arrears for at least 90 days	Total amount of these claims inasmuch as the respective amount in arrears is at least 5 percent of the claim
	€ 000	€ 000	€ 000	€ 000
Germany	12,556	15,919	30,264	32,409
Switzerland	5	0	1,268	1,246
<b>Total - all states</b>	<b>12,561</b>	<b>15,919</b>	<b>31,532</b>	<b>33,655</b>

## PUBLIC PFANDBRIEFE OUTSTANDING AND THEIR COVER

Discounts based on the vdp credit quality differentiation model were taken into consideration in calculating the cover pool.

	Nominal value		Net present value		Risk-adjusted net present value*	
	31 Dec. 16	31 Dec. 15	31 Dec. 16	31 Dec. 15	31 Dec. 16	31 Dec. 15
	€ 000	€ 000	€ 000	€ 000	€ 000	€ 000
Public Pfandbriefe	4,727,245	5,023,284	5,675,947	5,978,874	5,305,800	5,615,311
Cover pool	4,846,426	5,087,872	6,276,442	6,452,905	5,773,773	5,977,512
of which						
further cover assets	0	142,000	0	149,073	0	131,363
of which						
derivatives	0	0	43,833	40,464	27,756	22,879
<b>Over-Collateralisation</b>	<b>119,181</b>	<b>64,588</b>	<b>600,495</b>	<b>474,031</b>	<b>467,973</b>	<b>362,201</b>

\* Pursuant to Section. 5 (1) no 1 of the Pfandbrief-Net Present Value Directive (PfandBarwertV), the dynamic approach was used to calculate the present value of risk.

## Maturity structure

	31 Dec. 16		31 Dec. 15	
	Public Pfandbriefe	Cover pool	Public Pfandbriefe	Cover pool
<b>Residual term</b>	€ 000	€ 000	€ 000	€ 000
≤ 0.5 year	296,013	291,726	36,821	117,960
> 0.5 year and ≤ 1 year	731,655	130,676	123,859	235,429
> 1 year and ≤ 1.5 years	129,985	265,541	314,398	323,377
> 1.5 years and ≤ 2 years	839,290	89,372	730,483	129,918
> 2 years and ≤ 3 years	64,740	221,007	966,574	371,842
> 3 years and ≤ 4 years	239,716	370,454	61,922	270,697
> 4 years and ≤ 5 years	207,592	156,459	231,692	262,261
> 5 years and ≤ 10 years	608,763	1,042,749	726,226	434,856
> 10 years	1,609,491	2,278,442	1,831,309	2,941,532

## FURTHER COVER ASSETS FOR PUBLIC PFANDBRIEF IN ACCORDANCE WITH SECTION 20 (2) NO 2 PFANDBRIEF ACT

	31 Dec. 16		31 Dec. 15	
	money claims in accordance with section 20 (2) no 2		money claims in accordance with section 20 (2) no 2	
	Overall	thereof	Overall	thereof
		Covered bonds from banks in accordance with Article 129 Regulation (EU) no 575/2013		Covered bonds from banks in accordance with Article 129 Regulation (EU) no 575/2013
	€ 000	€ 000	€ 000	€ 000
Germany	0	0	142,000	0
<b>Total – all states</b>	<b>0</b>	<b>0</b>	<b>142,000</b>	<b>0</b>

**KEY FIGURES ON PFANDBRIEFE OUTSTANDING AND THEIR COVER**

		31 Dec. 16	31 Dec. 15
Outstanding Public Pfandbriefe	€ 000	4,727,245	5,023,284
thereof percentage share of fixed-rate Pfandbriefe section 28 (1) no 9	%	92	90
Cover pool	€ 000	4,846,426	5,087,872
thereof total amount of claims, which exceed the limits of section 20 (2) section 28 (1) no 8	€ 000	0	0
thereof percentage share of fixed-rate Cover pool section 28 (1) no 9	%	88	82
Net present value pursuant to section 6 Pfandbrief-Net Present Value Regulation for each foreign currency in EUR section 28 (1) no 10 (Net Total)	CHF (€ 000)	-147,382	-152,104
	JPY (€ 000)	-3,268	-3,299

**MORTGAGE LOANS USED AS COVER FOR PUBLIC PFANDBRIEFE****A. ACCORDING TO THEIR AMOUNTS IN TRANCHES**

	31 Dec. 16 € 000	31 Dec. 15 € 000
up to 10m euros	397,671	486,879
more than 10m euros up to 100m euros	1,142,114	1,237,728
more than 100m euros	3,306,641	3,221,265
<b>Total</b>	<b>4,846,426</b>	<b>4,945,872</b>

## B. ACCORDING TO GROUP OF BORROWERS AND REGIONS

		of which owed by						of which guaranteed by				
		Total - all states	Total	State	Regional authorities	Local authorities	Other debtors	Total	State	Regional authorities	Local authorities	Other debtors
		€ 000	€ 000	€ 000	€ 000	€ 000	€ 000	€ 000	€ 000	€ 000	€ 000	€ 000
Germany	31 Dec. 16	4,006,128	3,972,396	0	3,287,356	365,820	319,220	33,732	0	0	33,732	0
	31 Dec. 15	3,969,643	3,923,156	0	3,163,050	450,766	309,340	46,487	0	10,226	36,261	0
Belgium	31 Dec. 16	195,000	95,000	0	95,000	0	0	100,000	100,000	0	0	0
	31 Dec. 15	195,000	95,000	0	95,000	0	0	100,000	100,000	0	0	0
Finland	31 Dec. 16	25,000	25,000	25,000	0	0	0	0	0	0	0	0
	31 Dec. 15	25,000	25,000	25,000	0	0	0	0	0	0	0	0
Ireland	31 Dec. 16	22,695	0	0	0	0	0	22,695	22,695	0	0	0
	31 Dec. 15	22,695	0	0	0	0	0	22,695	22,695	0	0	0
Iceland	31 Dec. 16	15,000	0	0	0	0	0	15,000	15,000	0	0	0
	31 Dec. 15	15,000	0	0	0	0	0	15,000	15,000	0	0	0
Italy	31 Dec. 16	17,312	17,312	17,312	0	0	0	0	0	0	0	0
	31 Dec. 15	17,229	17,229	17,229	0	0	0	0	0	0	0	0
Austria	31 Dec. 16	193,414	165,414	130,414	35,000	0	0	28,000	0	28,000	0	0
	31 Dec. 15	232,119	199,119	164,119	35,000	0	0	33,000	0	33,000	0	0
Poland	31 Dec. 16	46,559	46,559	46,559	0	0	0	0	0	0	0	0
	31 Dec. 15	46,147	46,147	46,147	0	0	0	0	0	0	0	0
Portugal	31 Dec. 16	45,500	0	0	0	0	0	45,500	45,500	0	0	0
	31 Dec. 15	44,500	0	0	0	0	0	44,500	44,500	0	0	0
Switzerland	31 Dec. 16	152,936	27,936	0	27,936	0	0	125,000	0	125,000	0	0
	31 Dec. 15	202,688	27,688	0	27,688	0	0	175,000	0	175,000	0	0
Slovenia	31 Dec. 16	20,000	0	0	0	0	0	20,000	20,000	0	0	0
	31 Dec. 15	90,000	0	0	0	0	0	90,000	90,000	0	0	0
Spain	31 Dec. 16	13,000	13,000	0	13,000	0	0	0	0	0	0	0
	31 Dec. 15	21,000	21,000	0	21,000	0	0	0	0	0	0	0
EU institutions	31 Dec. 16	68,882	68,882	0	0	0	68,882	0	0	0	0	0
	31 Dec. 15	64,851	64,851	0	0	0	64,851	0	0	0	0	0
Other institutions	31 Dec. 16	25,000	25,000	0	0	0	25,000	0	0	0	0	0
	31 Dec. 15	0	0	0	0	0	0	0	0	0	0	0
Total - all states	31 Dec. 16	4,846,426	4,456,499	219,285	3,458,292	365,820	413,102	389,927	203,195	153,000	33,732	0
	31 Dec. 15	4,945,872	4,419,190	252,495	3,341,738	450,766	374,191	526,682	272,195	218,226	36,261	0

**COVERING MORTGAGES WITH OVERDUE INTEREST**

	overall		thereof residential		thereof commercial	
	€ 000	€ 000	€ 000	€ 000	€ 000	€ 000
	2016	2015	2016	2015	2016	2015
Overdue interest for period 1.10.2015 (14) to 30.9.2016 (15)	284	311	283	302	1	9
Overall overdue not adjusted to value	271	253	266	244	6	9

**FORECLOSURES AND RECEIVERSHIPS OF MORTGAGES USED AS COVER**

	overall		thereof residential		thereof commercial	
	2016	2015	2016	2015	2016	2015
Pending on balance sheet date						
- Foreclosure proceedings	153	164	142	156	11	8
- Receivership proceedings	73	77	67	74	6	3
	61*)	65*)	56*)	63*)	5*)	2*)
Foreclosures completed during business year	69	68	69	67	0	1

\*) Thereof included in pending foreclosures proceedings.

During the year under review no objects had to be taken over to salvage our claims.

**OTHER DISCLOSURES****MEMBERSHIP DATA**

	Number of members	Number of shares	Members' liability €
Beginning of 2016	71,409	9,975,147	426,008,940.00
Additions in 2016	676	3,863,665	0.00
Reductions in 2016*	2,484	225,594	426,008,940.00
End of 2016	69,601	13,613,218	0.00

\* The disposal of the amount of members' liability is mainly due to the elimination of the members' liability per the terms of the Articles of Association.

	€
Increase in remaining members' capital contributions in 2016	254,664,973.05
Amount of each share	70.00

## PERSONNEL STATISTICS

The average number of employees employed by the Bank in 2016 was as follows:

	Male	Female	Total
Full-time employees	246	141	387
Part-time employees	13	93	106
Total number of employees	259	234	493

These figures do not include:

Apprenticed trainees	7	8	15
Employees participating in parental leave, early retirement, partial retirement (non-working phase), or employees suspended with pay	5	14	19

## SPECIAL DISCLOSURE REQUIREMENTS

Pursuant to section 8 CRR (Articles 435 to 455), Münchener Hypothekbank publishes information it is required to disclose in a separate disclosure report in the Federal Gazette (Bundesanzeiger), as well as on the Bank's homepage.

Pursuant to section 26a (1) (4) of the German Banking Act (KWG), the quotient of net income and total assets is equal to 0.0829 percent.

## PROPOSED APPROPRIATION OF DISTRIBUTABLE INCOME

Net income for the year amounted to € 31,936,484.76. An advance allocation of € 3,695,534.89 to legal reserves and another allocation of € 2,966,124.36 to other revenue reserves is presented in the current annual financial statements.

A dividend distribution of 3.25 percent will be proposed at the Delegates Meeting. The remaining unappropriated profit for the year – including profit carried forward from the previous year – amounting to € 25,446,268.29 should therefore be allocated as follows:

3.25 percent dividend	€ 25,245,400.00
Carried forward to new year	€ 200,868.29

## REPORT ON EVENTS AFTER THE BALANCE SHEET DATE

Events of material importance did not take place after the balance sheet date.

## COMPANY

Münchener Hypothekbank eG  
 Karl-Scharnagl-Ring 10 | 80539 Munich  
 Register of cooperatives of the District Court of Munich  
 Gen.-Reg 396

## BODIES

### SUPERVISORY BOARD

Konrad Irtel ... Griesstätt (until 23.04.2016)  
Bank director (ret.)

Chairman of the Supervisory Board

Wolfhard Binder ... Grafing

Chairman of the Board of Management of  
Raiffeisen-Volksbank Ebersberg eG

Chairman of the Supervisory Board (as of 23.04.2016)

HSH Albrecht Prince of Oettingen-Spielberg ... Oettingen  
(until 23.04.2016)

Deputy Chairman of the Supervisory Board

Dr. Hermann Starnecker ... Marktobendorf (as of 23.04.2016)

Spokesman of the Board of Management of  
VR Bank Kaufbeuren-Ostallgäu eG

Deputy Chairman of the Supervisory Board

Heinz Fohrer ... Esslingen

Member of the Board of Management of  
Volksbank Esslingen eG

Barbara von Grafenstein ... Munich (as of 12.07.2016)  
Employee representative

Jürgen Hölscher ... Lingen

Member of the Board of Management of  
Volksbank Lingen eG

Rainer Jenniches ... Bonn

Chairman of the Board of Management of  
VR-Bank Bonn eG

Reimund Käsbauer ... Munich (as of 12.07.2016)  
Employee representative

Dr. Peter Ramsauer ... Traunwalchen  
Master Craftsman (Miller)

Michael Schäffler ... Munich (as of 12.07.2016)  
Employee representative

Gregor Scheller ... Forchheim

Chairman of the Board of Management of  
Volksbank Forchheim eG

Kai Schubert ... Tritttau

Member of the Board of Management of  
Raiffeisenbank Südstormarn Mölln eG

Frank Wolf-Kunz ... Munich (as of 12.07.2016)

Employee representative

### BOARD OF MANAGEMENT

Dr. Louis Hagen

Spokesman (until 14.03.2016), Chairman (as of 14.03.2016)

Bernhard Heinlein

Michael Jung

### Mandates

Dr. Louis Hagen Bau- und Land-Entwicklungsgesellschaft  
Bayern GmbH

Member of the Supervisory Board  
(until 06.06.2016)

HypZert GmbH

Chairman of the Supervisory Board  
(until 31.12.2016)

KfW

Member of the Board of Supervisory Directors  
(as of 01.01.2017)

As of the balance sheet date loans to members of the Supervisory Board amounted to € 1,095 (thousand) (previous year € 875 (thousand)). As in the previous year the lending portfolio did not include any loans made to members of the Board of Management. Pension provisions of € 16,745 (thousand) (previous year € 18,029 (thousand)) were made for former members of the Board of Manage-



ment. Total remuneration received by the members of the Board of Management during the year under review amounted to € 1,785 (thousand) (previous year € 1,768 (thousand)), for members of the Supervisory Board € 302 (thousand) (previous year € 260 (thousand)). Total compensation received by the members of Advisory Committee amounted to € 54 (thousand) (previous year € 49 (thousand)). Total compensation received by former members of the Board of Management and their surviving dependants amounted to € 1,239 (thousand) (previous year € 1,264 (thousand)).

## AUDITING ASSOCIATION

DGRV – Deutscher Genossenschafts- und Raiffeisenverband e. V., Berlin, Pariser Platz 3

Pursuant to Art. 53 of the Cooperatives Act, in association with Art. 340k of the German Commercial Code, total costs of € 733 (thousand), including valued added tax, (previous year € 750 (thousand)) were incurred for auditing the annual financial statements and the management report, the cooperative's organisational structures, and for examining the Bank's management during the year under review. Total fees of € 72 (thousand) (previous year € 61 (thousand)) were incurred for auditing the annual accounts. As in the previous year, no costs were incurred for other services during the year under review.

## OTHER FINANCIAL OBLIGATIONS

Pursuant to Art. 12 para. 5 of the Restructuring Fund Act (Restrukturierungsfondsgesetz – RStruktFG) irrevocable payment obligations of € 5,732 (thousand) was recorded at the balance sheet date.

## CONTINGENT LIABILITY

Our Bank is a member of the protection scheme of the National Association of German Cooperative Banks (Sicherungseinrichtung des Bundesverbandes der Deutschen Volksbanken und Raiffeisenbanken e.V.). Per the statutes of the protection scheme we have issued a guarantee to the National Association of German Cooperative Banks. As a result, we have a contingent liability of € 17,144 (thousand). In addition, pursuant to Article 7 of the Accession and Declaration of Commitment to the bank-related protection scheme of the BVR Institutssicherung GmbH (BVR-ISG), a premium guarantee is in force. This pertains to special contributions and special payments in the event of insufficient financial resources in order to pay for damages of depositors of one of the CRR credit institutions belonging to the protection scheme in the event of a compensation case, as well as to meet refunding obligations pursuant to cover measures.

Munich, 31 January, 2017

MÜNCHENER HYPOTHEKENBANK eG  
The Board of Management



Dr. Louis Hagen



Bernhard Heinlein



Michael Jung

# AUDITORS' REPORT

We have audited the annual financial statements – comprising the balance sheet, the income statement, as well as the notes, the cash flow statement and the statement of development in equity capital – including the bookkeeping system, and the management report of Münchener Hypothekenbank eG for the business year from 1 January to 31 December 2016. The maintenance of the books and records and the preparation of the annual financial statements, and the management report were prepared in accordance with German commercial law and supplementary provisions in the articles of incorporation and are the responsibility of the cooperative's legal representatives. Our responsibility is to express an opinion on the annual financial statements, the bookkeeping system and the management report based on our audit.

We conducted our audit of the annual financial statements in accordance with Art. 53 (2) of the Cooperatives Act and Art. 340k and Art. 317 of the German Commercial Code and the generally accepted German standards for the audit of financial statements promulgated by the Institut der Wirtschaftsprüfer in Deutschland (IDW). Those standards require that we plan and perform the audit so that misstatements and violations which materially affect the presentation of the net assets, the financial position and results of operations as presented in the annual financial statements and in the management report are detected with reasonable assurance. Knowledge of the business activities and the economic and legal environment of the cooperative and evaluations of possible misstatements are taken into account in the determination of audit procedures. The effectiveness of the accounting-related internal control system and evidence supporting the disclosures in the books and records, the annual financial statements and the management report are examined primarily on the basis of random samples within the framework of the audit. The audit includes an assessment of the accounting principles used and significant estimates made by the company's legal representatives, as well as evaluating the overall presentation of the annual financial statements and management report. We believe that our audit provides a sufficiently safe basis for our opinion.

Our audit has not led to any reservations.

In our opinion, based on the information gained from the examination, the annual financial statements give a true and fair view of the net assets, financial position and results of operations of the cooperative in accordance with German legal requirements, as well as the supplementary provisions contained in the articles of association, and principles of proper accounting. The management report is in agreement with the annual statement of accounts and has been prepared in accordance with legal requirements and on the whole provides an accurate understanding of the cooperative's position and suitably presents the opportunities and risks of future development.

Berlin, 13 March, 2017

DGRV – Deutscher Genossenschafts- und Raiffeisenverband e.V.

Dieter Gahlen  
Auditor

Thorsten Schraer  
Auditor

## AFFIRMATION BY THE LEGAL REPRESENTATIVES

To the best of our knowledge, and in accordance with applicable reporting principles for annual financial reporting, the annual financial statements give a true and fair view of the assets, liabilities, financial position and earnings situation of the company, and the management report of the company includes a fair review of the development and performance of the business and the position of the company, together with a description of the principal opportunities and risks associated with the anticipated development of the company.

Munich, 31 January, 2017


MÜNCHENER HYPOTHEKENBANK eG  
The Board of Management



Dr. Louis Hagen



Bernhard Heinlein



Michael Jung

## ANNEX TO ANNUAL FINANCIAL STATEMENTS PURSUANT TO ART. 26a PARA. 1 SENTENCE 2 OF THE GERMAN BANKING ACT (KWG) FOR THE PERIOD ENDING 31.12.2016 (“COUNTRY BY COUNTRY REPORTING”)

Münchener Hypothekenbank eG is a Pfandbrief Bank operating in the legal format of a registered cooperative. The Bank's core areas of business are granting mortgage loans for residential and commercial property, as well as issuing Mortgage Pfandbriefe. The Bank's most important market is Germany. Furthermore, business relationships are also maintained with clients in other European countries, in particular. All of the Bank's business is processed at its head office in Munich. The Bank does not maintain any branch offices outside of Germany.

Münchener Hypothekenbank eG defines its revenues as the sum of the following components of the Income Statement pursuant to the rules of the German Commercial Code (HGB): interest income, interest expenses, current income from participating interests and shares in cooperatives and investments in affiliated companies, income from profit-pooling, profit transfer or partial profit transfer agreements, commission received, commission paid and other operating income. Revenues for the period 1 January to 31 December 2016 were € 160,092 (thousand).

The number of full-time equivalent salaried employees is 453.88.

Profit before tax amounts to € 60,316 (thousand).

Taxes on income amount to € 28,379 (thousand) and refer to current taxes.

Münchener Hypothekenbank eG did not receive any public assistance during the current business year.

# REPORT OF THE SUPERVISORY BOARD

During the year under review the Supervisory Board carried out its supervisory functions in accordance with the legal requirements, the Bank's Articles of Association and its bylaws. The Board of Management reported in a timely manner to the Supervisory Board regarding the Bank's corporate planning, its business and financial situation, as well as the Bank's further strategic development. The Supervisory Board thereby advised the Board of Management and supervised its management of business. The Supervisory Board's decisions on actions requiring its approval were made on the basis of reports and materials submitted by the Board of Management.

During the year under review the Supervisory Board held its constituent meeting and four regularly scheduled meetings with the Board of Management. The key subjects and advisory issues covered during these meetings were the development and planning of the Bank's business activities, the business and risk strategy, the Bank's risk situation, regulatory issues and topics related to governance.

The Supervisory Board has established committees to enable it to carry out its duties efficiently. These committees are: the Audit Committee, the Risk Committee, as well as the Nomination Committee and the Remuneration Control Committee. The committees regularly reported on their activities during the Supervisory Board's meetings.

The accounting documents, the annual financial statements and the Management Report for the 2016 financial year were audited as assigned by the Deutsche Genossenschafts- und Raiffeisenverband e.V., Berlin, and received an unqualified certificate from the auditors. There were no reservations. The auditors gave an extensive oral presentation of the primary results of their audit during a meeting of the Supervisory Board's Audit Committee. Moreover, the auditors were also available to provide additional information. Each member of the Supervisory Board received a copy of the audit report of the legal audit prepared by the auditors in accordance with Article 53 of the Cooperatives Act (Genossenschaftsgesetz), including the audit of the 2016 annual statement of accounts for the Münchener Hypothekenbank eG, for their information on a timely basis. The results of the audit were examined during a joint meeting of the Board of Management and the Supervisory Board attended by the auditor. The results of the audit are also stated during the Delegates Meeting.

The annual financial statements, the Management Report, and the Board of Management's proposal for the allocation of distributable income were examined by the Supervisory Board and endorsed. The Supervisory Board recommends that the Delegates' Meeting approve the annual financial statements for 2016 – as explained – and endorse the Board of Management's proposal for the allocation of net income. The proposal is in accordance with the terms of the Bank's Articles of Association.

During the year under review Konrad Irtel, and HSH Albrecht Prince of Oettingen-Spielberg stepped down as members of the Supervisory Board as planned due to age reasons at the conclusion of the Delegates Meeting. Mr Irtel had served as a member of the Supervisory Board of MünchenerHyp since 2006 and was elected Chairman in 2010. Major changes took place in banking sector during his term of office including far reaching regulatory reforms, and especially the ECB's decision to classify MünchenerHyp as a systemically important institution subject to direct supervision by the ECB. Mr Irtel's strong commitment to the Bank and his high level of professional competence made important contributions that enabled MünchenerHyp to continue its favourable development during this period.

HSH Albrecht Prince of Oettingen-Spielberg had served as a member of MünchenerHyp's Supervisory Board since 2011 and was elected Deputy Chairman of the Supervisory Board in 2014. MünchenerHyp greatly benefited from his vast entrepreneurial expertise and global perspective during these years as it increasingly expanded internationally and entered European structures.

The Delegates Meeting elected Dr. Hermann Starnecker as a new member of MünchenerHyp's Supervisory Board. Dr. Starnecker is the Spokesman of the Board of Management of the VR Bank Kaufbeuren-Ostallgäu eG. In addition, he is the District President, Swabia, of the Bavarian Cooperative Association (Genossenschaftsverband Bayern) and a member of the Association Council of the Bavarian Cooperative Association.

Following the end of the Delegates Meeting the members of the MünchenerHyp Supervisory Board elected Wolfhard Binder as their Chairman and Dr. Hermann Starnecker as their Deputy Chairman.

Following MünchenerHyp's notable growth over the past years, the number of the Bank's employees has also increased. Currently the Bank sustainably employs more than 500 persons. For this reason the 2016 Delegates Meeting resolved that, pursuant to the terms of the One-Third Participation Act (Drittelbeteiligungsgesetz), in the future the Supervisory Board will consist of twelve members of which eight members of the Supervisory Board will be elected by the Delegates Meeting and four members of the Supervisory Board will be elected by the employees. The four members representing the employees were elected on 12 July 2016.

MünchenerHyp was able to continue its successful development in the 2016 business year as its volume of new business reached the high level recorded in the previous year. This allowed the Bank to further reinforce its position in the market and thus its important role as Pfandbriefbank in the Cooperative Financial Network. The Bank also expanded its equity capital base thereby preparing it at an early date to meet future regulatory challenges – especially the introduction of the leverage ratio as of 2019. In addition, the Bank again improved its earning power. These steps are important prerequisites that will allow the Bank to continue growing as an independent institute in the future and retain its position as a sustainably stable and reliable partner within the Cooperative Financial Network.

MünchenerHyp's corporate culture is noted for its strong sense of team spirit and high level of commitment. The performance generated by these values have made the Bank's sustained success possible – even in the face of enormous regulatory burdens. For this reason, the Supervisory Board would like to extend its warm thanks to all of the Bank's employees for their dedicated efforts.

Munich, April 2017  
MÜNCHENER HYPOTHEKENBANK eG

Wolfhard Binder  
Chairman of the Supervisory Board

# THE MEMBERS OF THE DELEGATES MEETING

## AS OF 31 DECEMBER 2016

Dr. Wolfgang Baecker ... Bank director  
 Peter Bahlmann ... Bank director  
 HRH Anna Duchess in Bavaria ... Entrepreneur  
 Michael Becky ... Bank director  
 Heinrich Beerenwinkel ... Bank director  
 Gunnar Bertram ... Bank director  
 Thomas Bierfreund ... Bank director  
 Dietmar Bock ... Managing director  
 Dr. Christine Bortenlänger ... Executive Member  
 of the Board of Management  
 Dr. Michael Brandt ... Bank director  
 Ralf Daase ... Bank director  
 Eva Irina Doyé ... Attorney, Tax consultant  
 Clemens Fritz ... Bank director  
 Johann Fuhlendorf ... Bank director  
 Rainer Geis ... Bank director  
 Wilfried Gerling ... Bank director  
 Josef Geserer ... Bank director  
 Peter Geuß ... Bank director  
 Klaus Graniki ... Managing director  
 Markus Gschwandtner ... Bank director  
 Eberhard Heim ... Bank director  
 Dr. Harald Heker ... Chairman of the Board of Management  
 Henning Henke ... Bank director  
 Joachim Hettler ... Bank director  
 Dr. Michael Hies ... Managing director  
 Michael Hohmann ... Bank director  
 Konrad Irtel ... Bank director (ret.)  
 Thomas Jakoby ... Bank director  
 Michael Joop ... Bank director  
 Carsten Jung ... Bank director  
 Hubert Kamml ... Bank director  
 Norbert Kaufmann ... Bank director  
 Herbert Kellner ... Bank director  
 Manfred Klaar ... Bank director  
 Dr. Carsten Krauß ... Bank director  
 Marcus Wilfried Leiendecker ... Bank director  
 Martin Leis ... Bank director  
 Dr. Ursula Lipowsky ... Attorney  
 Thomas Ludwig ... Bank director  
 Helmuth Lutz ... Bank director (ret.)  
 Sabine Mack ... Bank director  
 Karl Magenau ... Bank director  
 Bernd Mayer ... Bank director  
 Franz-Josef Mayer ... Bank director  
 Klaus Merz ... Bank director  
 Markus Merz ... Bank director  
 Franz Dierk Meurers ... Bank director  
 Jens Ulrich Meyer ... Bank director  
 Prof. Dr. Peter Otto Mülbert ... University professor  
 Michael Müller ... Attorney  
 Dr. Hans-Wolfgang Neumann ... General Manager  
 HSH Albrecht Prince of Oettingen-Spielberg ... Managing director  
 and Owner  
 Armin Pabst ... Bank director  
 Markus Pavlasek ... Bank director  
 Claus Preiss ... Bank director  
 Richard Riedmaier ... Bank director  
 Harald Rösler ... Bank director  
 Kay Schäding ... Bank director  
 Georg Schäfer ... Bank director  
 Dr. Martin Schilling ... Bank director  
 Michael Schlagenhauer ... Bank director  
 Dr. Eckhard Schmid ... Attorney  
 Franz Schmid ... Bank director  
 Andreas Schmidt ... Certified Property Specialist  
 Klaus Otmar Schneider ... Bank director  
 Thorsten Schwengels ... Bank director  
 Wolfgang Siemers ... Managing director  
 Hermann-Josef Simonis ... Bank director  
 Jörg Stahl ... Bank director  
 Thomas Stolper ... Bank director  
 Stefan Terveer ... Bank director  
 Werner Thomann ... Bank director  
 Ulrich Tolksdorf ... Bank director  
 Martin Trahe ... Bank director  
 Wolfram Trinks ... Bank director  
 Florian Uhl ... Managing director  
 Peter Voggenreiter ... Bank director  
 Ulrich Weßeler ... Bank director  
 Silke Wolf ... Managing director  
 Michael Zaigler ... Managing director

# AGENDA – GENERAL (DELEGATES) MEETING

ON 8 APRIL 2017, 10.30 A.M.

1. Report on the 2016 business year by the Board of Management and presentation of the Annual Statement of Accounts and the 2016 Management Report
2. Report of the Supervisory Board
3. Auditors' report
4. Resolutions to ratify:
  - a) the 2016 Annual Statement of Accounts
  - b) proposed appropriation of distributable income
  - c) the acts of the Board of Management and the Supervisory Board for the 2016 business year
5. Amendments to the Articles of Association
6. Elections to the Supervisory Board
7. Other issues



# EXECUTIVE MANAGEMENT AND BODIES

## BOARD OF MANAGEMENT

Dr. Louis Hagen  
[Spokesman](#) (until 14.03.2016), [Chairman](#) (as of 14.03.2016)  
 Bernhard Heinlein  
 Michael Jung

## SUPERVISORY BOARD

Konrad Irtel ... Griesstätt (until 23.04.2016)  
[Chairman](#)  
 Wolfhard Binder ... Grafing  
[Chairman](#) (as of 23.04.2016)  
 HSH Albrecht Prince of Oettingen-Spielberg ... Oettingen  
 (until 23.04.2016)  
[Deputy Chairman](#)  
 Dr. Hermann Starnecker ... Marktoberdorf (as of 23.04.2016)  
[Deputy Chairman](#)  
 Heinz Fohrer ... Esslingen  
 Barbara von Grafenstein ... Munich (as of 12.07.2016)  
 Jürgen Hölscher ... Lingen  
 Rainer Jenniches ... Bonn  
 Reimund Käsbauer ... Munich (as of 12.07.2016)  
 Dr. Peter Ramsauer ... Traunwalchen  
 Michael Schäffler ... Munich (as of 12.07.2016)  
 Gregor Scheller ... Forchheim  
 Kai Schubert ... Tritttau  
 Frank Wolf-Kunz ... Munich (as of 12.07.2016)

## TRUSTEES

Dr. Joseph Köpfer ... Senior Ministerial Counsellor (ret.), Munich  
 Dr. Günter Graf ... Ministry director, Egmatting  
[Deputy](#)

## ADVISORY COMMITTEE

Thomas Höbel ... Dachau  
[Chairman](#)  
 Markus Dünnebacke ... Dortmund  
[Deputy Chairman](#)  
 Frank Ostertag ... Wildeshausen  
[Deputy Chairman](#)  
 Oliver Conradi ... Heidenheim  
 Ralf Daase ... Waren (Müritz)  
 Dietmar Dertwinkel ... Greven  
 Gerhard Eisenhut ... Ehningen  
 Josef Frauenlob ... Bad Reichenhall  
 Christian Glasauer ... Beuerberg  
 Johannes Hofmann ... Erlangen  
 Dr. Martin Kühling ... Vechta  
 Jan Mackenberg ... Osterholz-Scharmbeck  
 Thomas Mamier ... Wyhl am Kaiserstuhl  
 Wilhelm Oberhofer ... Sonthofen  
 Josef Pölt ... Seeshaupt  
 Ralf Schmitt ... Frankenberg  
 Michael Schneider ... Tauberbischofsheim  
 Manfred Stevermann ... Düsseldorf  
 Remo Teichert ... Bautzen  
 Karsten Voß ... Hamburg  
 Horst Weyand ... Bad Kreuznach

## EXECUTIVE DIRECTOR

Ingo Schramm

# CONTACT

## HEADQUARTERS

### MAIN OFFICE

Münchener Hypothekbank eG  
Karl-Schornagl-Ring 10 | 80539 Munich  
PO box 22 13 51 | 80503 Munich  
Phone + 49 89 5387 - 0 | Fax + 49 89 5387 - 900

E-Mail: ServiceTeam800@muenchenerhyp.de  
Internet: www.muenchenerhyp.de  
Lotus Notes Adresse: mhb\_hotline@mhb\_eg

### SERVICETEAM 800

Phone 089 5387 - 800 | Fax 089 5387 - 900

### HYPOLINE HOTLINE

Phone 089 5387 - 145

### ACCOUNTING | TAXES

Johann Götz ... Phone 089 5387 - 204

### BOARD OF MANAGEMENT STAFF | ORGANISATION | HUMAN RESOURCES

Dr. Phil Zundel ... Phone 089 5387 - 319

### CAPITAL MARKETS

Richard-Peter Leib ... Phone 089 5387 - 127

### COMMERCIAL REAL ESTATE FINANCE

Dr. Jan Peter Annecke ... Phone 089 5387 - 116

### INTERNAL AUDIT

Klaus Brnabic ... Phone 089 5387 - 516

### INTERNATIONAL DEBT INVESTMENTS

Guido Zeitler ... Phone 089 5387 - 355

### IT

Tba

### LEGAL

Günther Schwarz ... Phone 089 5387 - 642

### OFFICES OF THE BOARD OF MANAGEMENT

Dr. Louis Hagen (Chairman) ... Phone 089 5387 - 407

Bernhard Heinlein ... Phone 089 5387 - 401

Michael Jung ... Phone 089 5387 - 404

### PRIVATE CUSTOMERS | PRIVATE HOUSING BUSINESS | BROKERS

Dr. Peter Knorr ... Phone 089 5387 - 593

### PRIVATE CUSTOMERS | PRIVATE HOUSING BUSINESS | VERBUND

Thomas Hügler ... Phone 089 5387 - 644

### PROPERTIES | SERVICES

Hubert Mayr ... Phone 089 5387 - 639

### RISK CONTROLLING | REGULATION

Hanns Jörg Eisenreich ... Phone 089 5387 - 744

### TRANSACTION MANAGEMENT CAPITAL MARKETS | TREASURY

Ingeborg Eitler ... Phone 089 5387 - 608

### TRANSACTION MANAGEMENT PROPERTY FINANCE

Commercial Real Estate Customers

Susanne Falkenberg ... Phone 089 5387 - 359

Private Customers

Ingo Schramm ... Phone 089 5387 - 940

### TREASURY

Rafael Scholz ... Phone 089 5387 - 106

## CONTACTS IN THE FEDERAL STATES

### REGIONAL OFFICE AUGSBURG

Regional director: Peter Birgmeier  
 Münchener Hypothekenbank eG  
 Schertlinstrasse 19  
 86159 Augsburg  
 Phone + 49 821 25763 - 0  
 Fax + 49 821 25763 - 20

### REGIONAL OFFICE BERLIN

Regional director: Bernd Pagenhardt  
 Münchener Hypothekenbank eG  
 Rankestrasse 26  
 10789 Berlin  
 Phone + 49 30 329007 - 0  
 Fax + 49 30 329007 - 20

### REGIONAL OFFICE COLOGNE

Regional director: Heinz-Peter Noethgen  
 Münchener Hypothekenbank eG  
 Hohenzollernring 55  
 50672 Cologne  
 Phone + 49 221 500616 - 0  
 Fax + 49 221 500616 - 20

### REGIONAL OFFICE DRESDEN

Regional director: Cornelius Dachsel  
 Münchener Hypothekenbank eG  
 Cossebauder Strasse 20  
 01157 Dresden  
 Phone + 49 351 427971 - 0  
 Fax + 49 351 427971 - 20

### REGIONAL OFFICE FRANKFURT

Regional director: Michael Hohmann  
 Münchener Hypothekenbank eG  
 Mainluststrasse 12  
 60329 Frankfurt am Main  
 Phone + 49 69 743465 - 0  
 Fax + 49 69 743465 - 20

### REGIONAL OFFICE HAMBURG

Regional director: Thomas Himstedt  
 Münchener Hypothekenbank eG  
 Beim Alten Gaswerk 1  
 22761 Hamburg  
 Phone + 49 40 355430 - 0  
 Fax + 49 40 355430 - 35

### REGIONAL OFFICE HANNOVER

Regional director: Karl-Heinz Meyer  
 Münchener Hypothekenbank eG  
 Berliner Allee 5  
 30175 Hannover  
 Phone + 49 511 856144 - 0  
 Fax + 49 511 856144 - 20

### REGIONAL OFFICE MUNICH

Regional director: Barbara von Grafenstein  
 Münchener Hypothekenbank eG  
 Karl-Scharnagl-Ring 10  
 80539 Munich  
 Phone + 49 89 5387 - 521  
 Fax + 49 89 5387 - 566

### REGIONAL OFFICE MUENSTER

Regional director: Wolfgang von Carnap  
 Münchener Hypothekenbank eG  
 Hafenweg 46-48  
 48155 Muenster  
 Phone + 49 251 91997 - 0  
 Fax + 49 251 91997 - 20

### REGIONAL OFFICE NUREMBERG

Regional director: Klaus Böhmer  
 Münchener Hypothekenbank eG  
 Wallensteinstrasse 61-63  
 90431 Nuremberg  
 Phone + 49 911 214675 - 0  
 Fax + 49 911 214675 - 20

**REGIONAL OFFICE STUTTGART**

Regional director: Gerd Schier  
Münchener Hypothekenbank eG  
Lange Strasse 6  
70173 Stuttgart  
Phone + 49 711 222962-0  
Fax + 49 711 222962-22

**COOPERATION PARTNERS****PARIS**

ARP CONSEIL S.A.R.L.  
Pascal Roth  
1 Rue François 1er  
F-75008 Paris  
Phone + 33 1 456262-50  
Fax + 33 1 456262-51  
Pascal.Roth@groupe-arp.fr

**MADRID**

REALCIS S.L.  
Peter von Puttkamer  
Ribera del Loira, 28  
E-28042 Madrid  
Phone + 34 91 72105-53  
Fax + 34 91 72114-07  
Info@realcis.com

**VIENNA**

Dr. Georg Formanek GmbH  
Dr. Georg Formanek  
An der Wasserleitung 16  
A-2721 Bad Fischau-Brunn  
Phone + 43 664 51066-00  
Fax + 43 2639 328-23  
Office@formanek-gmbh.at

# IMPRINT

## **PUBLISHED BY**

© Münchener Hypothekenbank eG  
Karl-Scharnagl-Ring 10 | 80539 Munich  
Register of cooperatives of the District Court  
of Munich Gen.-Reg 396

## **COORDINATION**

Board of Management Staff | Organisation |  
Human Resources  
Münchener Hypothekenbank eG

## **CONCEPT | DESIGN**

Hillert und Co. Werbeagentur GmbH  
Ungererstr. 129 | 80805 Munich  
[www.hillertundco.de](http://www.hillertundco.de)

## **PHOTO CREDITS**

Tommy Lösch



Münchener Hypothekenbank eG  
Karl-Scharnagl-Ring 10 | 80539 Munich  
PO Box 22 13 51 | 80503 Munich  
Phone +49 89 5387 - 800  
Fax +49 89 5387 - 900  
ServiceTeam800@muenchenerhyp.de  
[www.muenchenerhyp.de](http://www.muenchenerhyp.de)